

Anonymous Alerts® is an app that helps you to **report bullying and safety concerns** to school staff



What You Can Report

Bullying/Cyberbullying

Harassment

Drugs/Alcohol/Vaping

Harmful Behavior

...and more



Stand Up and Use Your Voice!

HELP YOUR FRIENDS

HELP OTHERS



How Can You Send Reports?



Download FREE **Apple** or **Android** mobile apps



Send reports from any computer or laptop



Send reports from any iPad or Android Tablet

How to Access?



Mobile App Activation Code

colquittcs



Website Web Form

<https://tips.anonymousalerts.com/colquittcs>

How to Access?

FROM YOUR SMARTPHONE OR TABLET

- Download the Anonymous Alerts® app
- Start the app, enter **Activation Code**
- Send important reports to school officials
- Add a screenshot, photo or video about the incident



Using the Mobile App



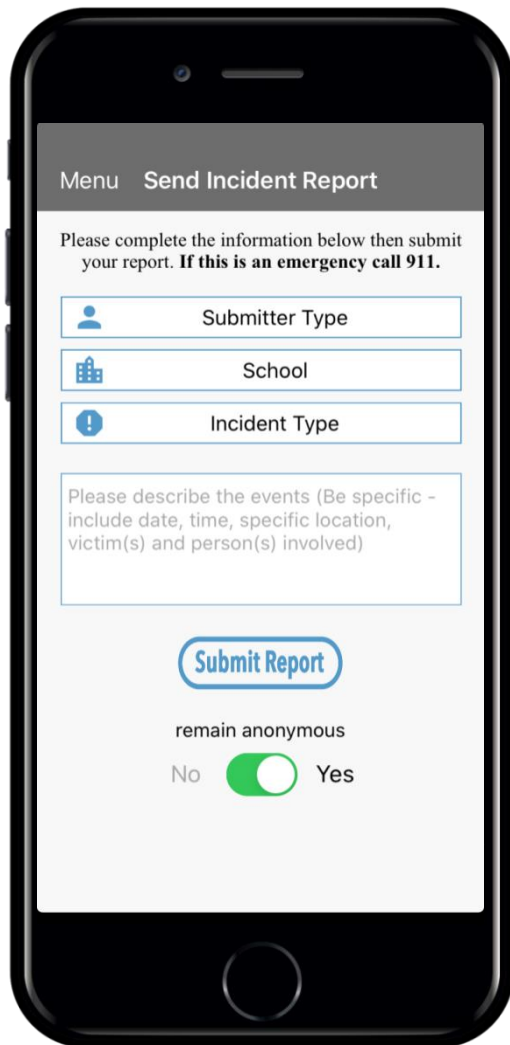
← **Help and Resources**

← **Send Incident Report**

← **My Message Center**
Send a reply message back to administrators

← **Emergency Phone Numbers**
See list of phone numbers to call during emergency

Steps to Sending an Incident Report



The image shows a smartphone screen with the 'Send Incident Report' form. The form includes a 'Menu' button, a title 'Send Incident Report', and instructions: 'Please complete the information below then submit your report. If this is an emergency call 911.' There are three input fields: 'Submitter Type' with a person icon, 'School' with a school building icon, and 'Incident Type' with an exclamation mark icon. Below these is a text area with the prompt: 'Please describe the events (Be specific - include date, time, specific location, victim(s) and person(s) involved)'. At the bottom, there is a blue 'Submit Report' button and a toggle switch for 'remain anonymous' set to 'Yes'.

1. **Select Submitter Type**
2. **Choose School**
3. **Say what happened**
4. **Say where it happened**
5. **Describe what happened**
6. **Decide if you want to be anonymous or non-anonymous**
7. **Press SUBMIT REPORT**

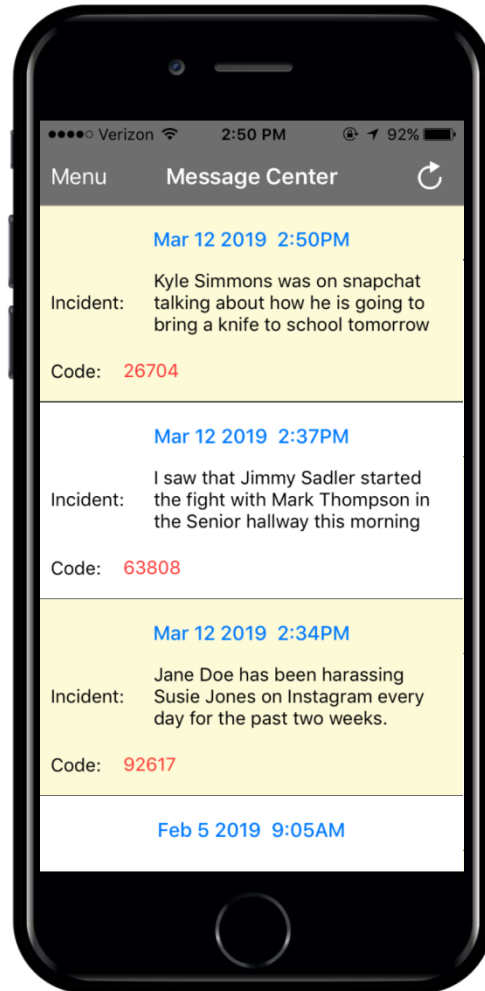
My Message Center

To review the reports you've sent on the app, go to **My Message Center**



Click a report to find the 2-way chat with a school employee


You can continue to send messages to a school employee once they reply to you




Report on a Computer

<https://tips.anonymousalerts.com/colquittcs>

Select a language

Anonymous Alerts 

Available on the App Store 


Step 1 of 3:


Students or parents in the school community can anonymously submit any suspicious activity, bullying or other student related issues to a school administrator(s). We encourage you to report important issues. Once you complete the contact form below, you will receive a confirmation that your information has been submitted to the school district.


False reporting will be taken seriously to the full extent of the law.


This system will be monitored between the hours of 7 am to 5 pm during the school year. Any reports submitted outside of these hours or during holidays will be responded to during the following normally scheduled school day.

Please do not use this system for issues requiring immediate assistance.
If this is an emergency requiring immediate assistance, please call 911.

 **Submitter Type:**





 ***School:**

 **Location:**

 ***Report Incident:** *Please describe the events (Be specific - include date, time, specific location, victim(s) and person(s) involved)*

Please describe the events (Be specific - include date, time, specific location, victim(s) and person(s) involved)

Characters Remaining:

    Click to add photo/screenshot/video

Submit



**As a student, parent or
community member, you can
make our world a safer place,
one classroom at a time.**