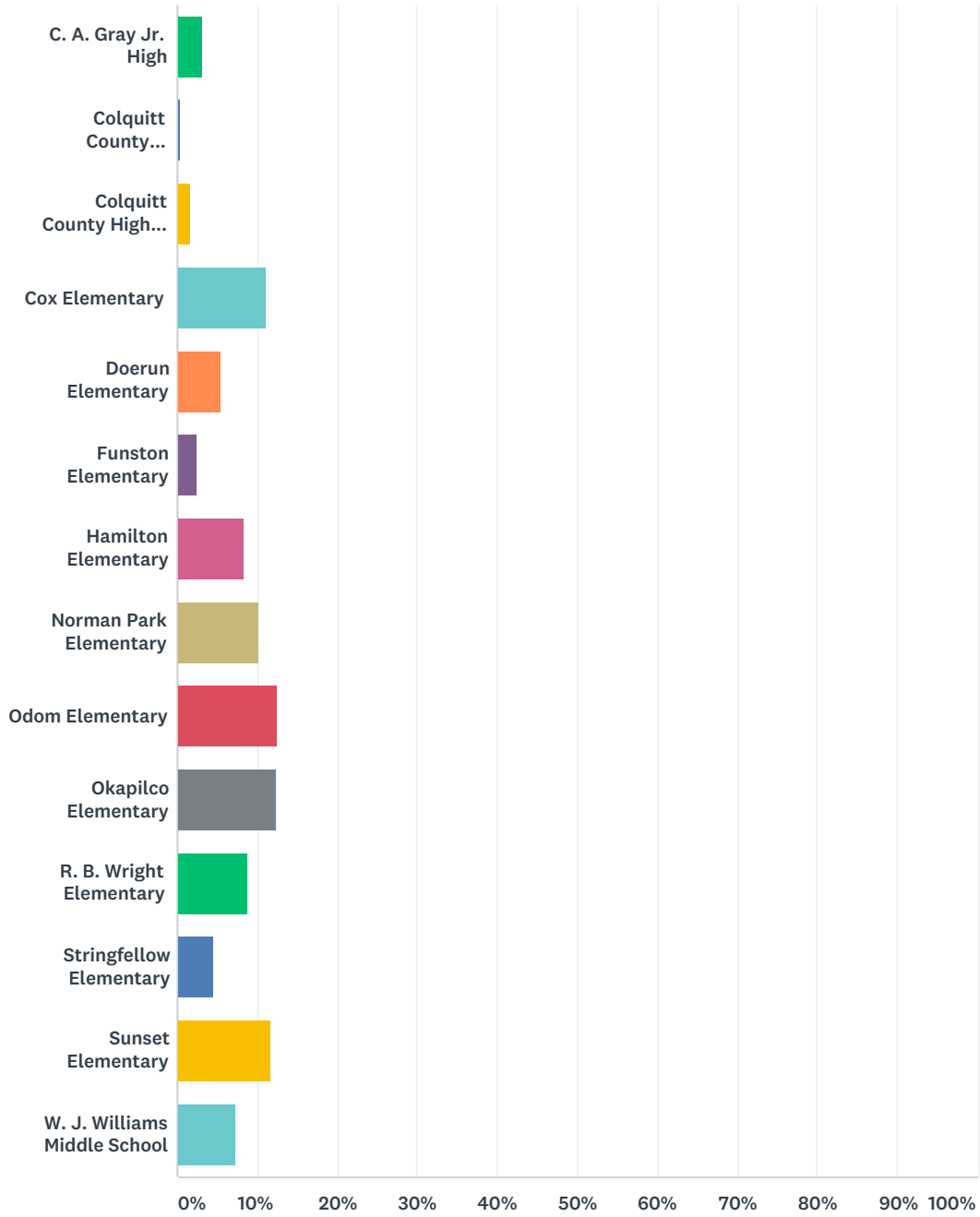


## Q1 What school does your child attend?

Answered: 1,483 Skipped: 4



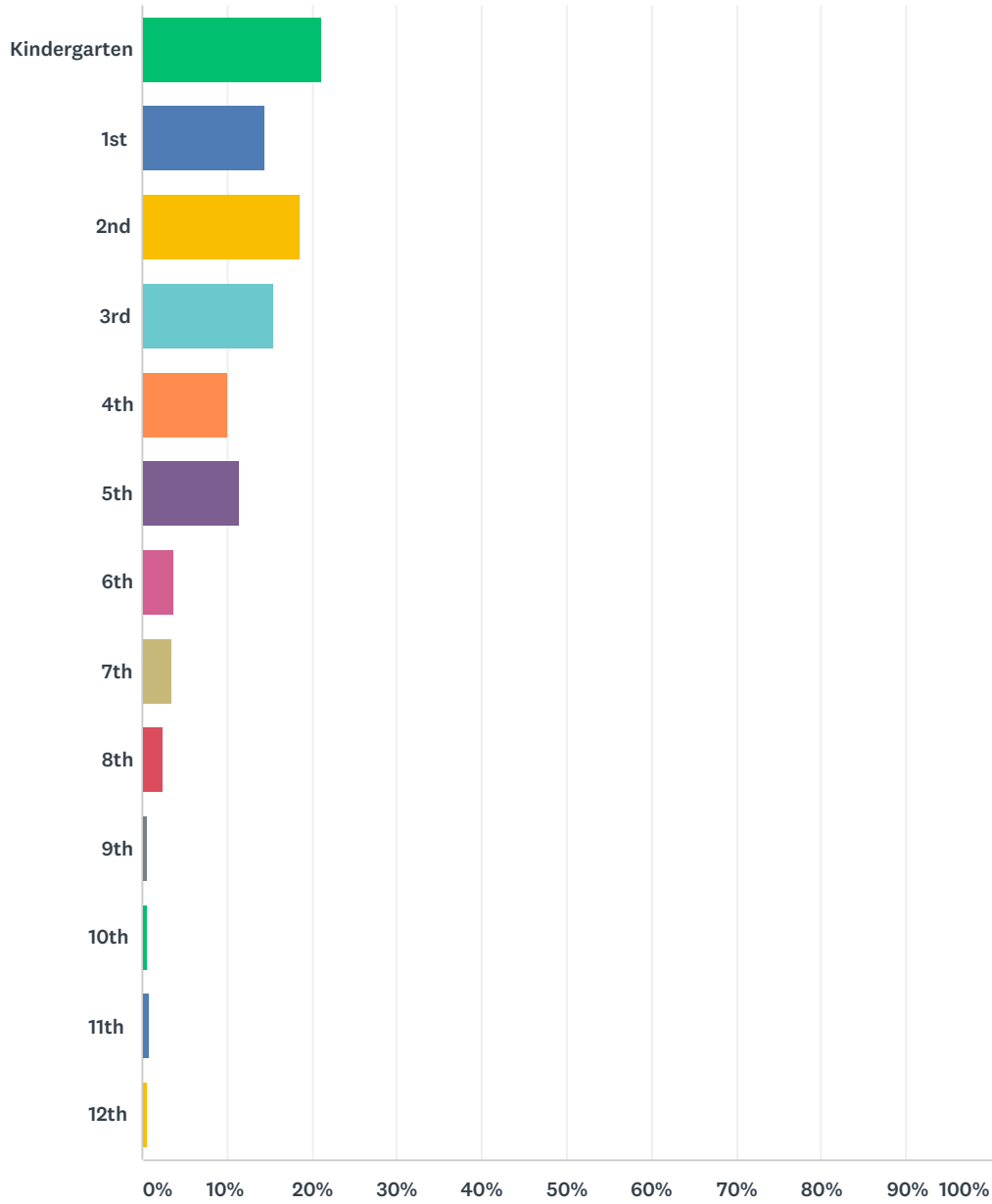
ANSWER CHOICES	RESPONSES	
C. A. Gray Jr. High	3.17%	47
Colquitt County Achievement Center	0.47%	7
Colquitt County High School	1.62%	24
Cox Elementary	10.99%	163
Doerun Elementary	5.46%	81

## 2019 Title I Parent Engagement Evaluation

Funston Elementary	2.43%	36
Hamilton Elementary	8.29%	123
Norman Park Elementary	10.32%	153
Odom Elementary	12.54%	186
Okapilco Elementary	12.41%	184
R. B. Wright Elementary	8.77%	130
Stringfellow Elementary	4.52%	67
Sunset Elementary	11.73%	174
W. J. Williams Middle School	7.28%	108
<b>TOTAL</b>		<b>1,483</b>

## Q2 In what grade is your child enrolled? check all that apply

Answered: 1,460 Skipped: 27



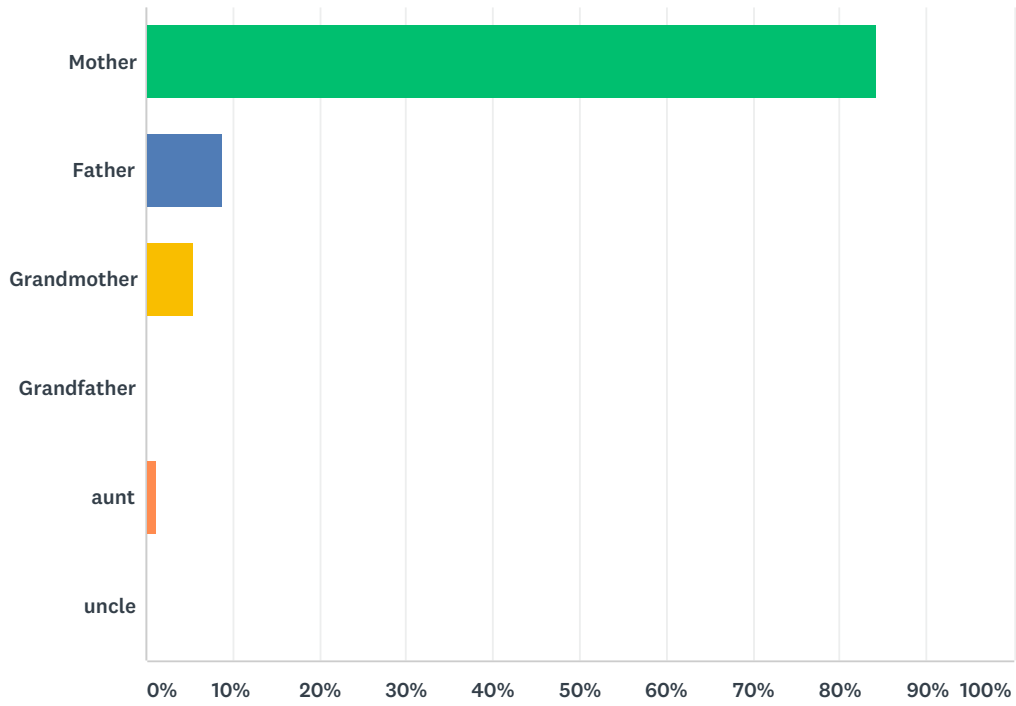
ANSWER CHOICES	RESPONSES	
Kindergarten	21.10%	308
1st	14.45%	211
2nd	18.56%	271
3rd	15.55%	227
4th	10.00%	146
5th	11.58%	169

2019 Title I Parent Engagement Evaluation

6th	3.77%	55
7th	3.63%	53
8th	2.53%	37
9th	0.68%	10
10th	0.62%	9
11th	0.89%	13
12th	0.68%	10
Total Respondents: 1,460		

### Q3 What is your relationship to your child?

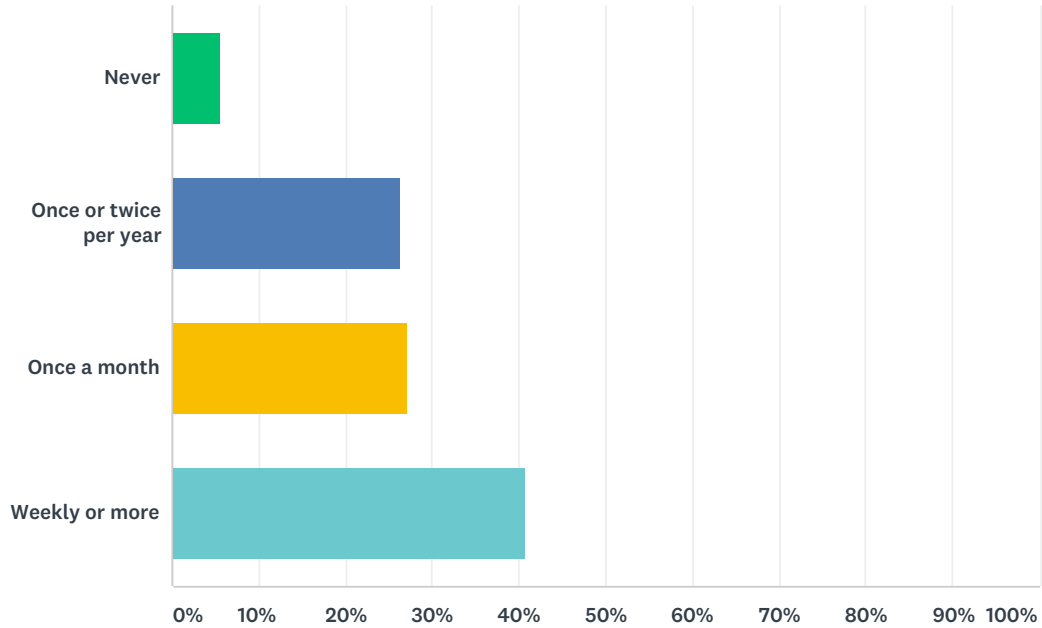
Answered: 1,465 Skipped: 22



ANSWER CHOICES	RESPONSES	
Mother	84.23%	1,234
Father	8.81%	129
Grandmother	5.39%	79
Grandfather	0.20%	3
aunt	1.16%	17
uncle	0.20%	3
<b>TOTAL</b>		<b>1,465</b>

### Q4 How often do you communicate with teachers at your child's school?

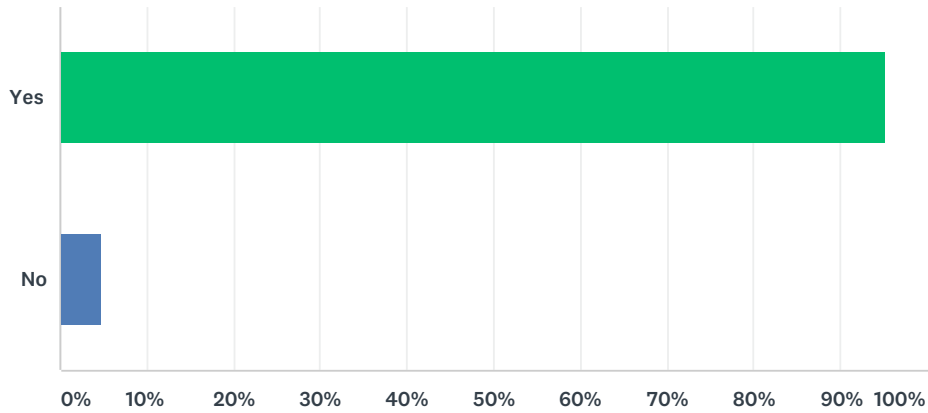
Answered: 1,421 Skipped: 66



ANSWER CHOICES	RESPONSES
Never	5.63% 80
Once or twice per year	26.32% 374
Once a month	27.23% 387
Weekly or more	40.82% 580
TOTAL	1,421

## Q5 Do you feel informed when it comes to making decisions about your child's schooling?

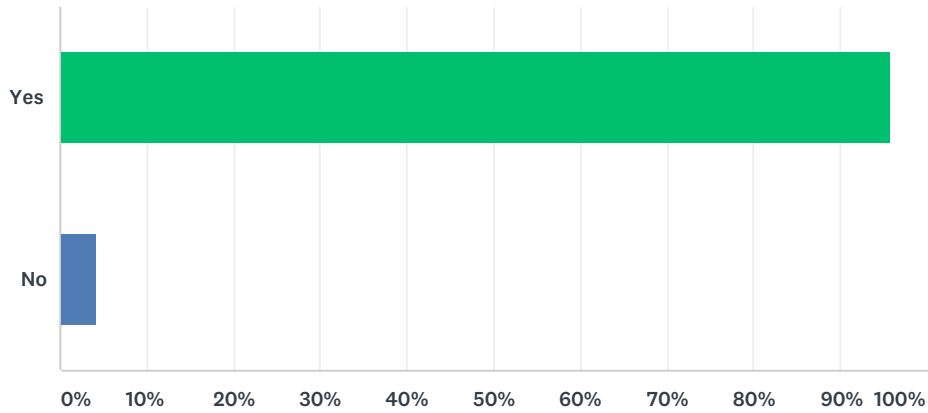
Answered: 1,476 Skipped: 11



ANSWER CHOICES	RESPONSES	
Yes	95.12%	1,404
No	4.88%	72
TOTAL		1,476

## Q6 Are you satisfied with the services provided by the school to help you support your child academically?

Answered: 1,466 Skipped: 21

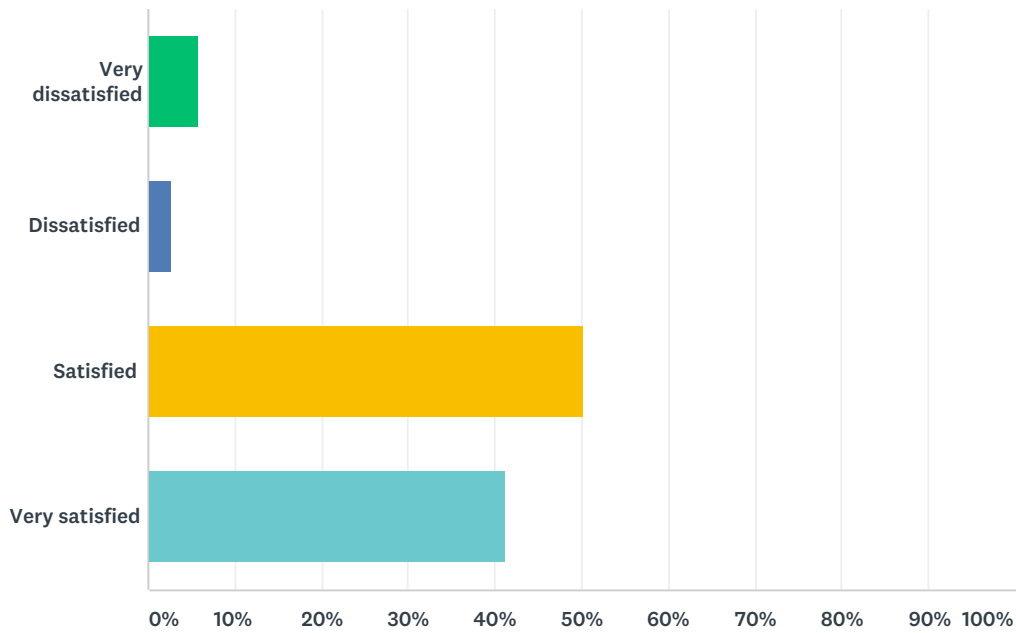


ANSWER CHOICES	RESPONSES	
Yes	95.91%	1,406
No	4.09%	60
TOTAL		1,466



### Q7 How satisfied are you with the way your child’s school works with parents and family members.

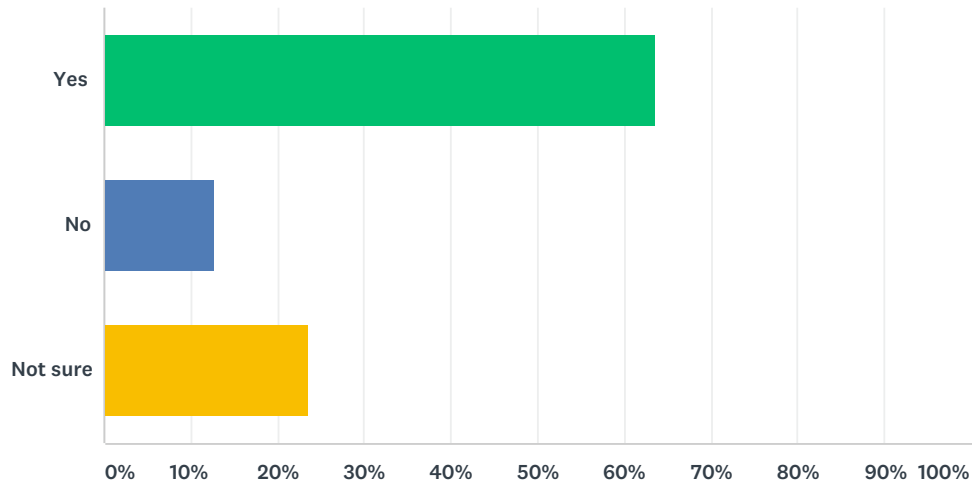
Answered: 1,476 Skipped: 11



ANSWER CHOICES	RESPONSES	
Very dissatisfied	5.76%	85
Dissatisfied	2.71%	40
Satisfied	50.27%	742
Very satisfied	41.26%	609
TOTAL		1,476

### Q8 Have you been given the opportunity to participate in the planning and implementation of the parent and family engagement program at your child's school?

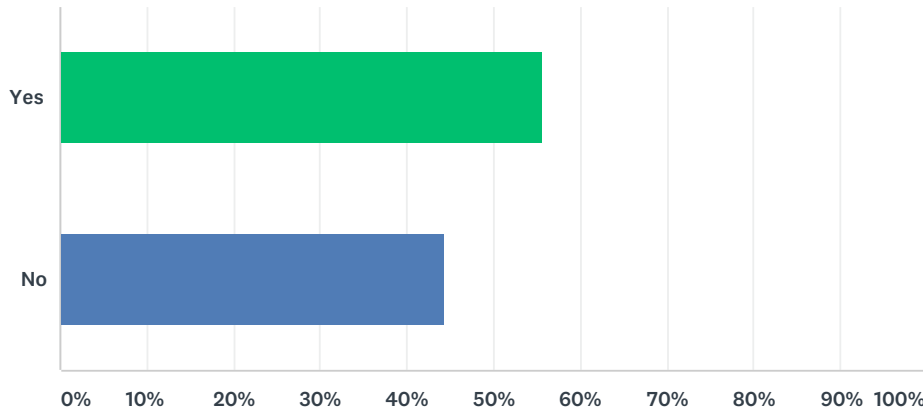
Answered: 1,471 Skipped: 16



ANSWER CHOICES	RESPONSES	
Yes	63.49%	934
No	12.85%	189
Not sure	23.66%	348
TOTAL		1,471

### Q9 Would you like to participate in the planning and implementation of the parent and family engagement program at your child’s school?

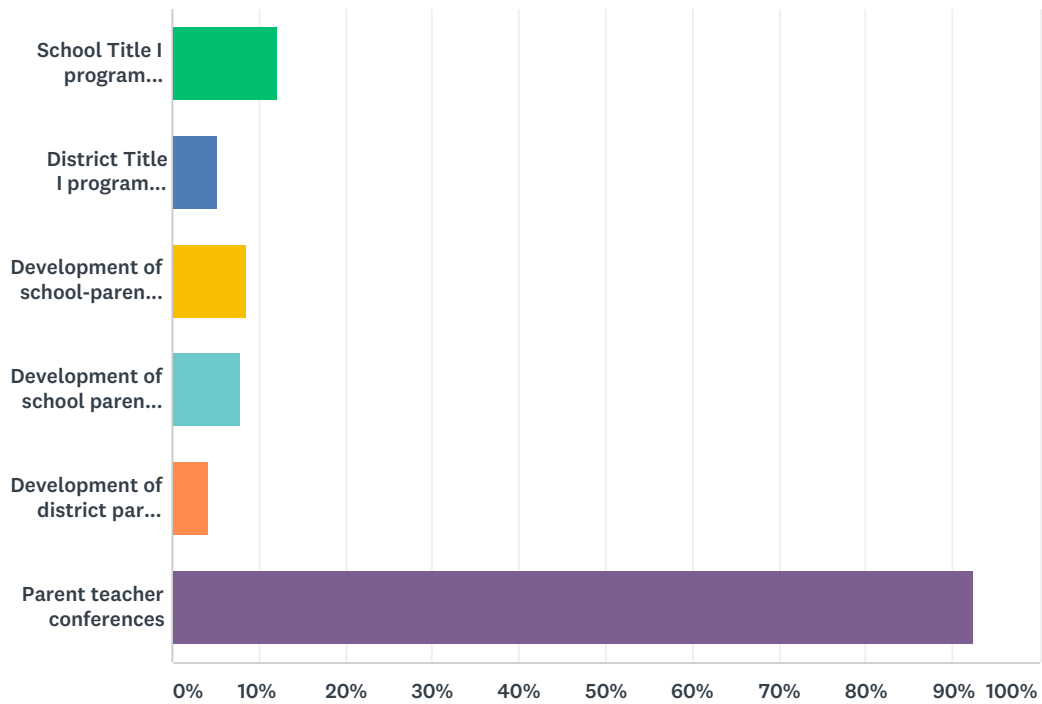
Answered: 1,417 Skipped: 70



ANSWER CHOICES	RESPONSES	
Yes	55.68%	789
No	44.32%	628
TOTAL		1,417

### Q10 Did you participate in any of the following decision making opportunities requiring parent input and partnership?

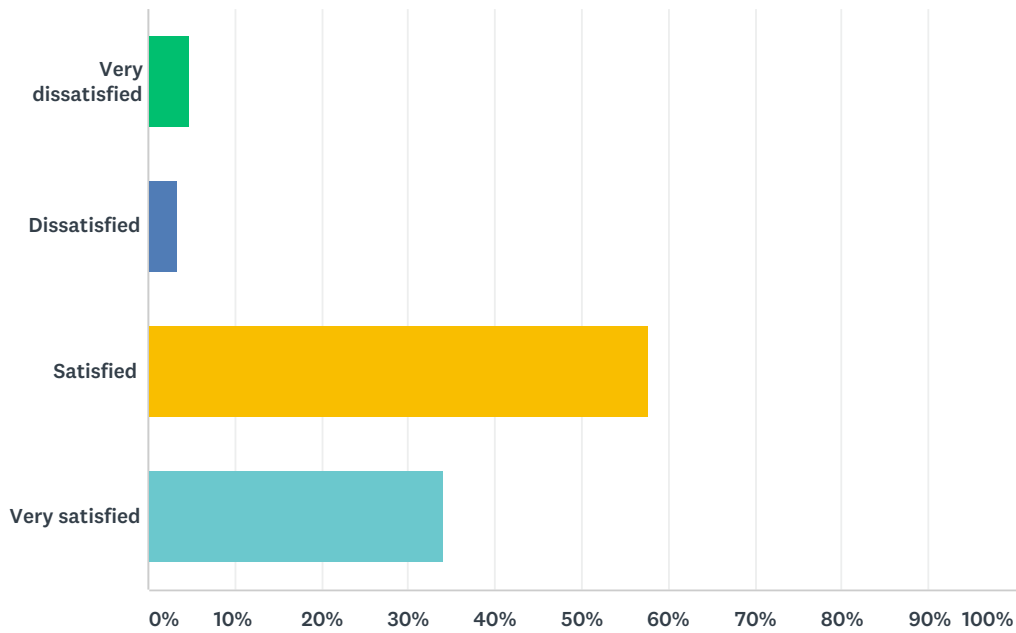
Answered: 1,044 Skipped: 443



ANSWER CHOICES	RESPONSES	
School Title I program planning and evaluation	12.16%	127
District Title I program planning and evaluation	5.27%	55
Development of school-parent compact	8.62%	90
Development of school parent and family engagement plan	7.95%	83
Development of district parent and family engagement plan	4.21%	44
Parent teacher conferences	92.53%	966
Total Respondents: 1,044		

## Q11 How satisfied are you with the way you are included in the decisions made about your child's school?

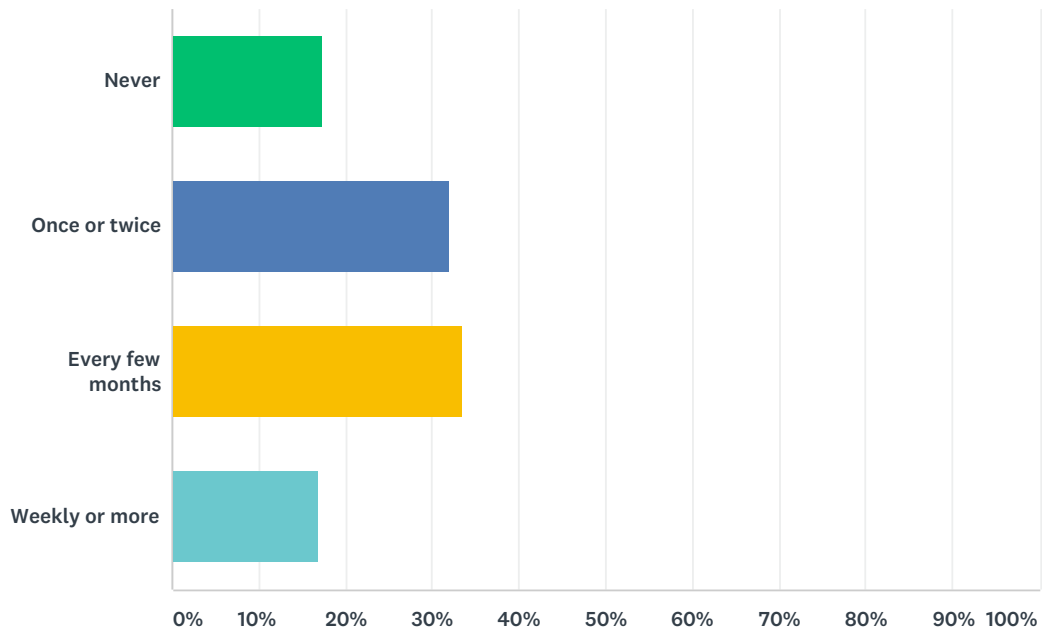
Answered: 1,463 Skipped: 24



ANSWER CHOICES	RESPONSES	
Very dissatisfied	4.72%	69
Dissatisfied	3.35%	49
Satisfied	57.83%	846
Very satisfied	34.11%	499
<b>TOTAL</b>		<b>1,463</b>

## Q12 In the past year, how often have you communicated with the school about how they can help your child learn?

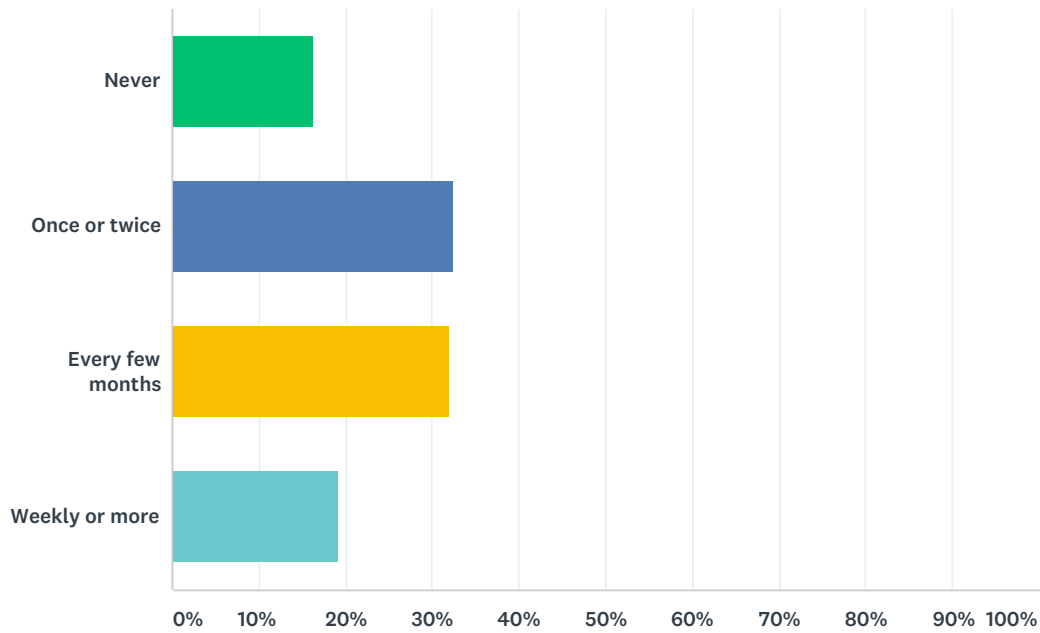
Answered: 1,461 Skipped: 26



ANSWER CHOICES	RESPONSES	
Never	17.45%	255
Once or twice	32.10%	469
Every few months	33.40%	488
Weekly or more	17.04%	249
TOTAL		1,461

### Q13 In the past year, how often have you communicated with the school about ways that you can help your child learn?

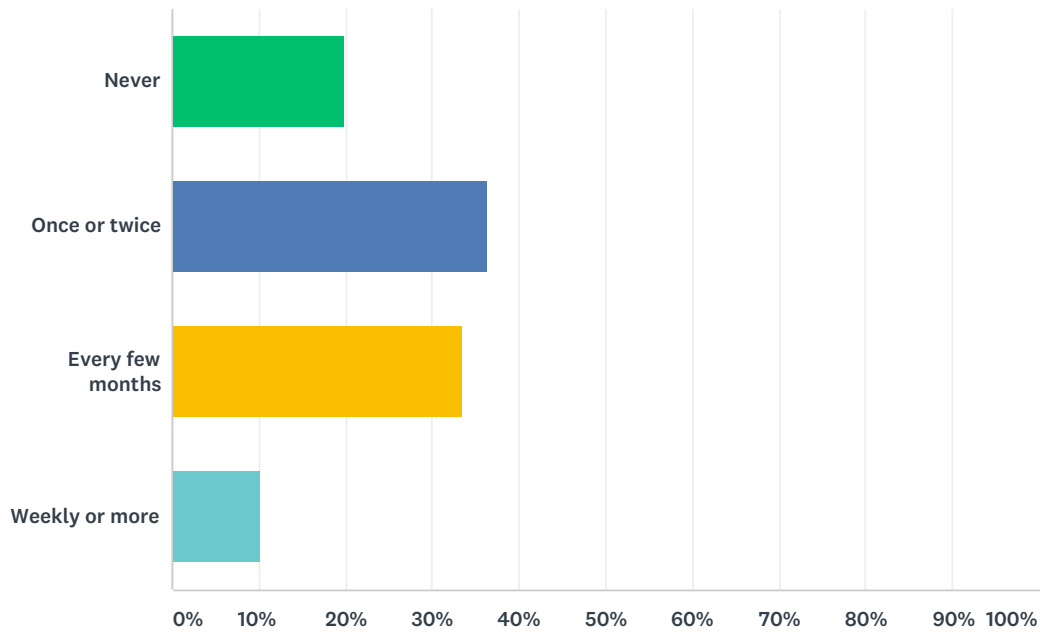
Answered: 1,461 Skipped: 26



ANSWER CHOICES	RESPONSES	
Never	16.29%	238
Once or twice	32.51%	475
Every few months	31.96%	467
Weekly or more	19.23%	281
<b>TOTAL</b>		<b>1,461</b>

### Q14 In the past year, how often did you participate in a parent and family engagement activity, event, or program held by your child's school?

Answered: 1,466 Skipped: 21

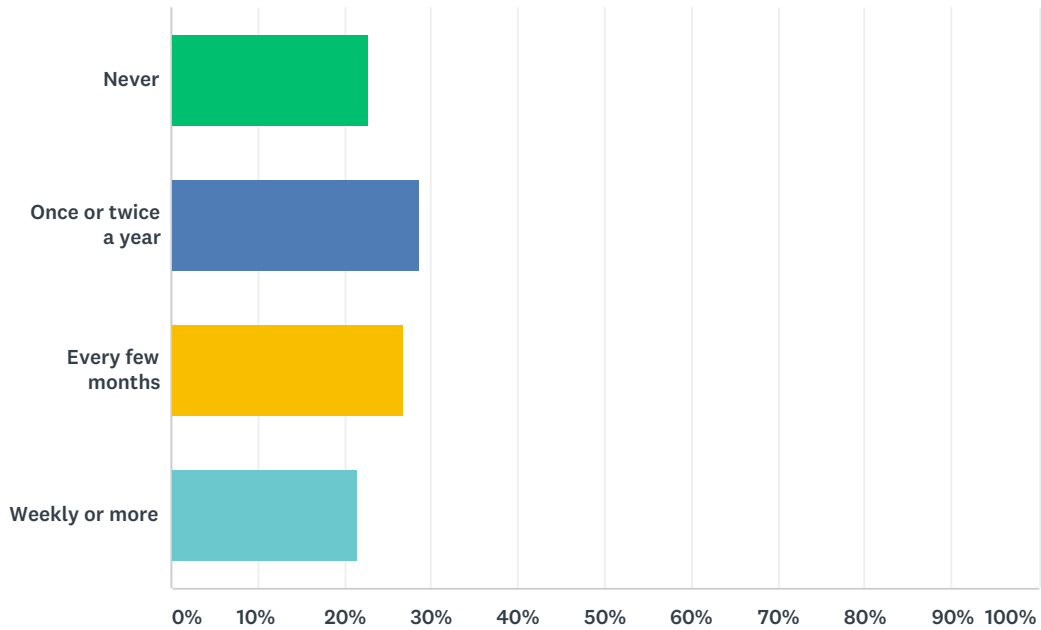


ANSWER CHOICES	RESPONSES	
Never	19.92%	292
Once or twice	36.36%	533
Every few months	33.42%	490
Weekly or more	10.30%	151
TOTAL		1,466



## Q15 How often do you visit your child's school website?

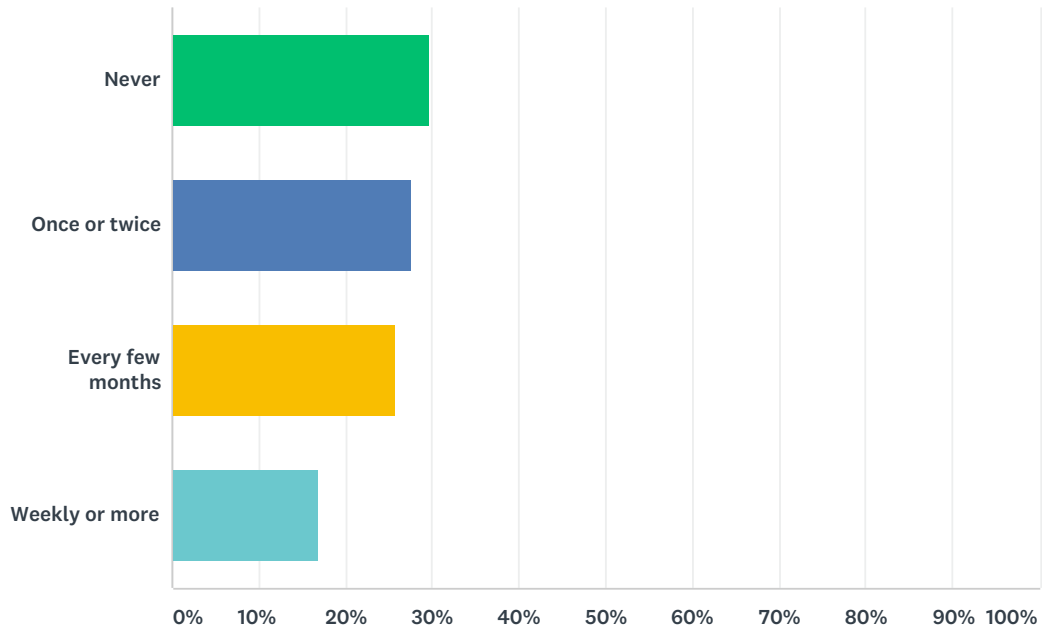
Answered: 1,415 Skipped: 72



ANSWER CHOICES	RESPONSES	
Never	22.90%	324
Once or twice a year	28.69%	406
Every few months	26.78%	379
Weekly or more	21.63%	306
TOTAL		1,415

## Q16 How often do you visit the school district website?

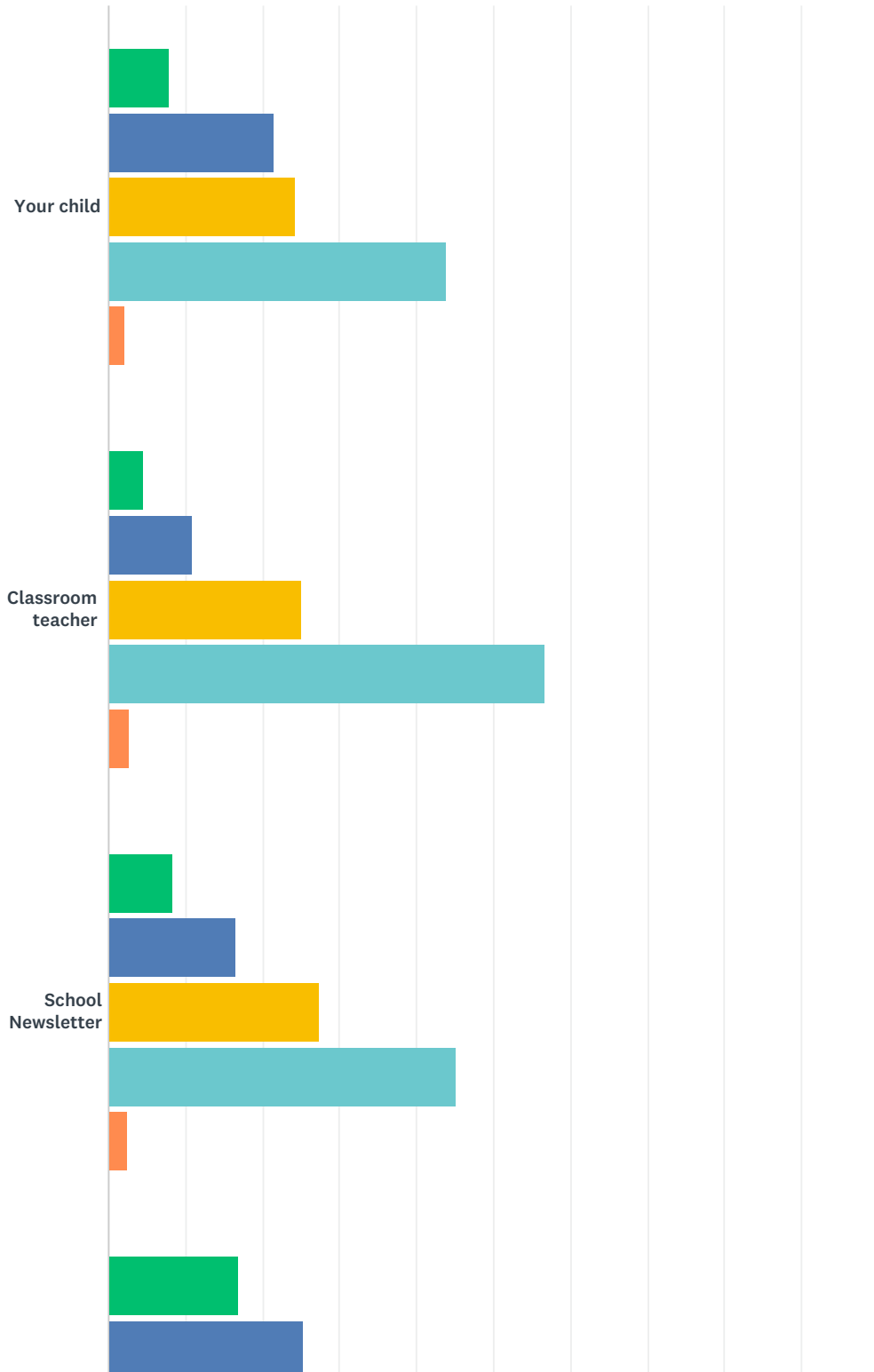
Answered: 1,409 Skipped: 78



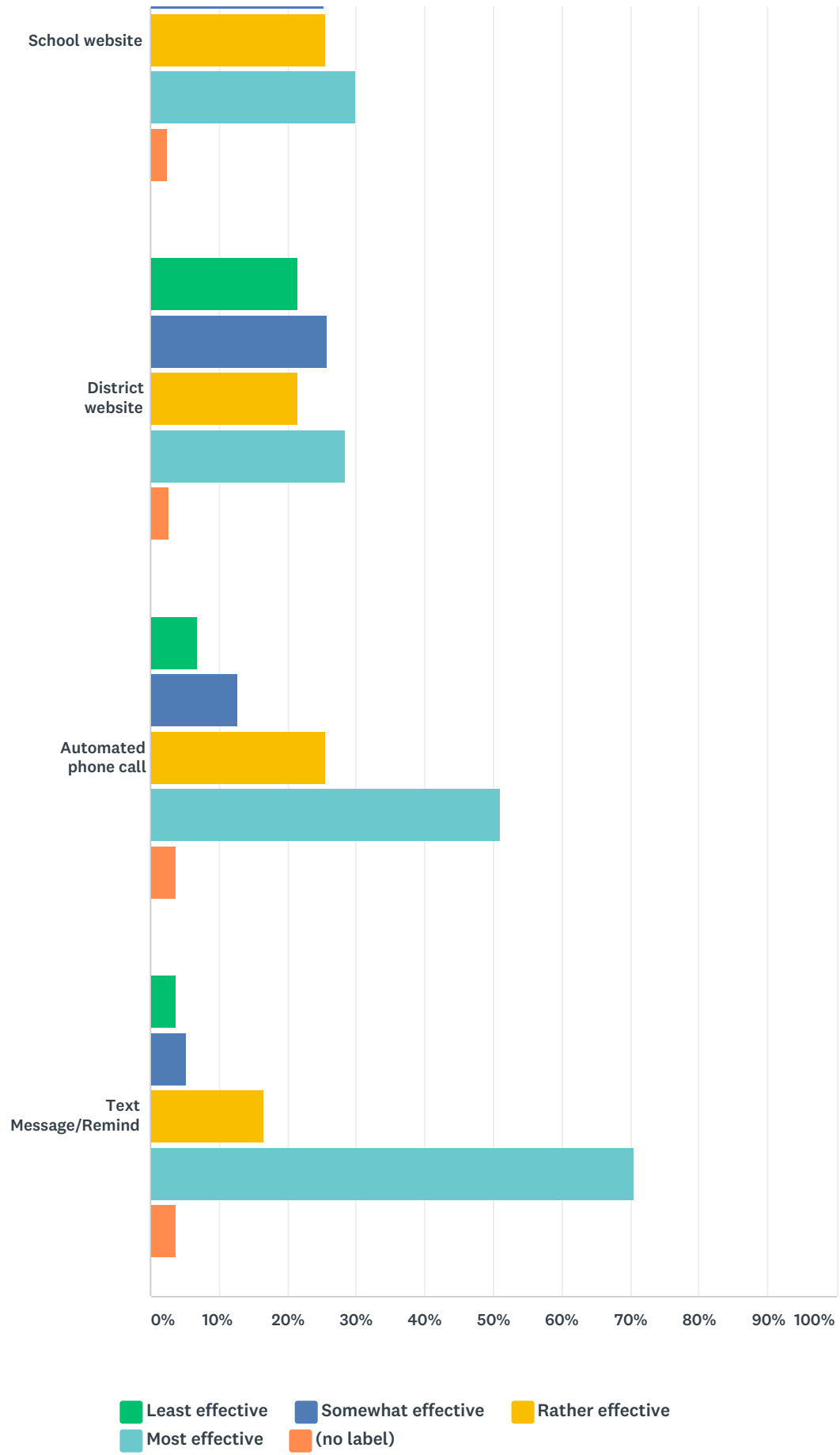
ANSWER CHOICES	RESPONSES	
Never	29.81%	420
Once or twice	27.61%	389
Every few months	25.69%	362
Weekly or more	16.89%	238
TOTAL		1,409

Q17 Please indicate how effective each source(s) is in ensuring information about parent and family engagement workshops, presentations, meetings or other information offered by the school district and/or your child's school is received by you?

Answered: 1,251 Skipped: 236



## 2019 Title I Parent Engagement Evaluation

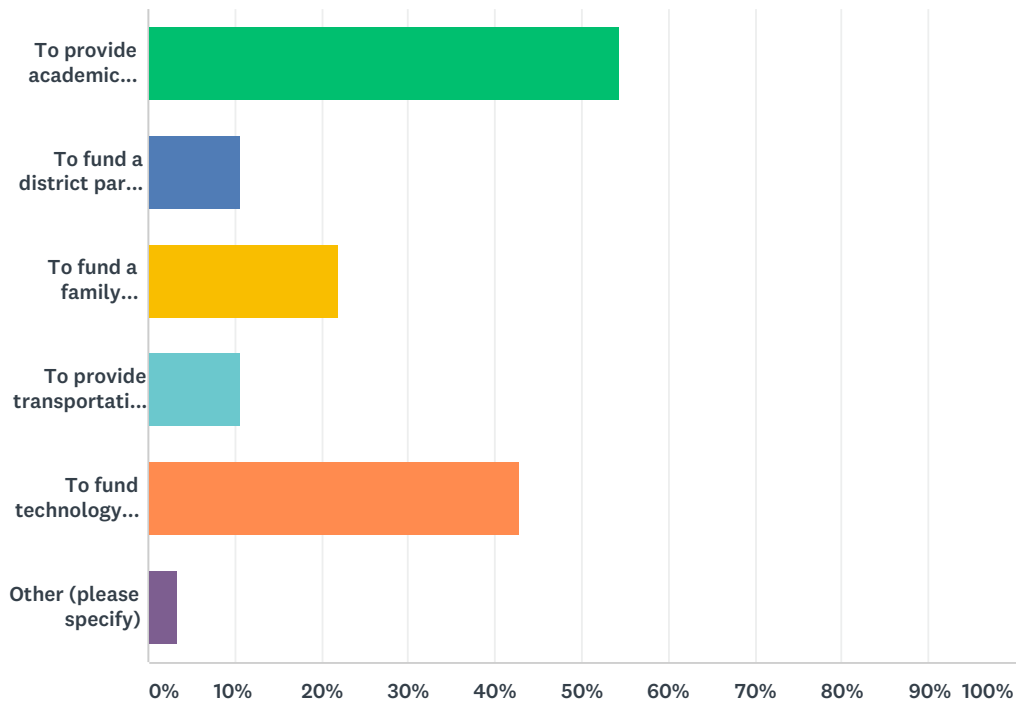


## 2019 Title I Parent Engagement Evaluation

	LEAST EFFECTIVE	SOMEWHAT EFFECTIVE	RATHER EFFECTIVE	MOST EFFECTIVE	(NO LABEL)	TOTAL
Your child	7.99% 81	21.60% 219	24.36% 247	43.98% 446	2.07% 21	1,014
Classroom teacher	4.62% 54	10.78% 126	25.15% 294	56.63% 662	2.82% 33	1,169
School Newsletter	8.37% 90	16.56% 178	27.35% 294	45.12% 485	2.60% 28	1,075
School website	17.03% 189	25.23% 280	25.50% 283	29.82% 331	2.43% 27	1,110
District website	21.59% 220	25.81% 263	21.59% 220	28.36% 289	2.65% 27	1,019
Automated phone call	6.89% 81	12.85% 151	25.45% 299	51.06% 600	3.74% 44	1,175
Text Message/Remind	3.81% 42	5.26% 58	16.52% 182	70.60% 778	3.81% 42	1,102

## Q18 How would you like to see parent and family engagement funds used?

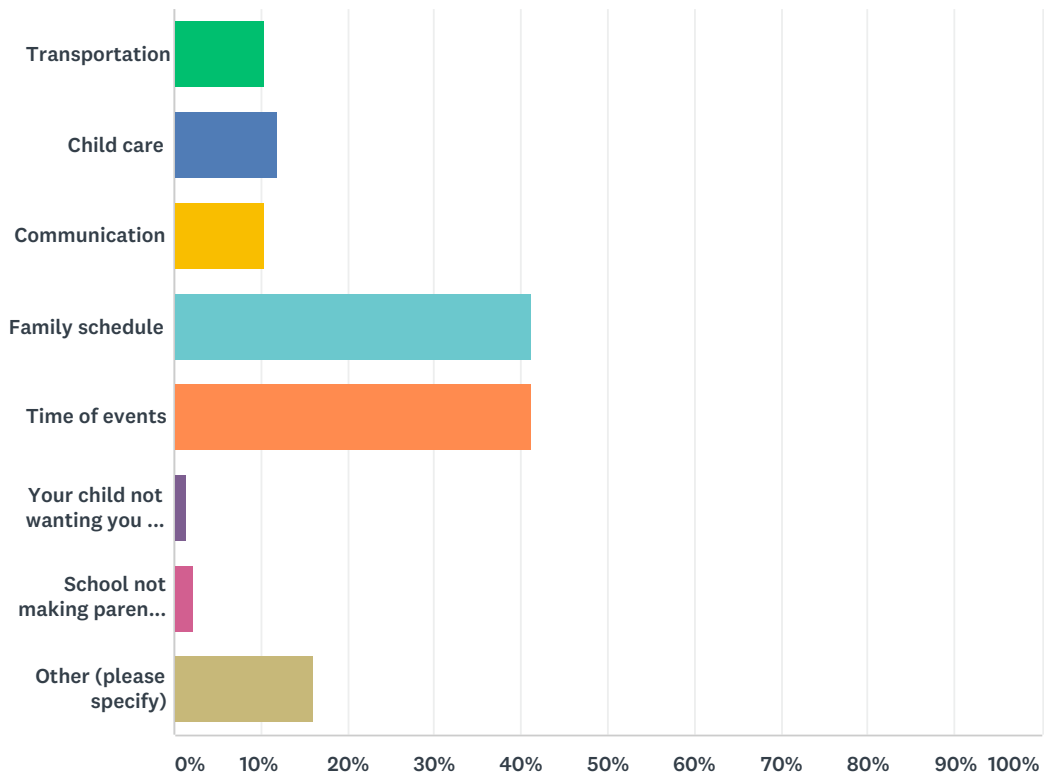
Answered: 1,275 Skipped: 212



ANSWER CHOICES	RESPONSES	
To provide academic materials for parents and family members to use with their student in the home	54.43%	694
To fund a district parent resource center	10.59%	135
To fund a family engagement coordinator to plan and execute parent and family engagement activities and events	21.96%	280
To provide transportation assistance for parents to attend Title I events at the school	10.75%	137
To fund technology resources at the school to support parent and family engagement	42.98%	548
Other (please specify)	3.29%	42
Total Respondents: 1,275		

## Q19 Which of the following prevent you from being able to participate in school functions, activities, and planning events?

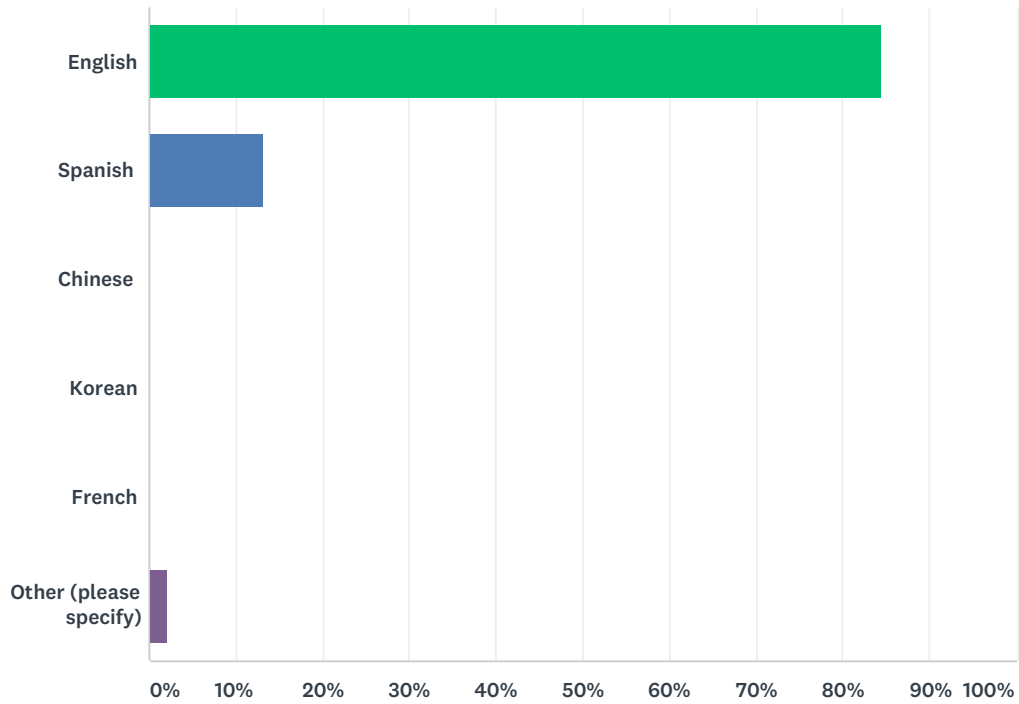
Answered: 1,266 Skipped: 221



ANSWER CHOICES	RESPONSES	
Transportation	10.51%	133
Child care	11.93%	151
Communication	10.51%	133
Family schedule	41.23%	522
Time of events	41.15%	521
Your child not wanting you to attend	1.50%	19
School not making parents feel welcome	2.21%	28
Other (please specify)	16.03%	203
Total Respondents: 1,266		

## Q20 What is the primary language spoken in your home?

Answered: 1,422 Skipped: 65

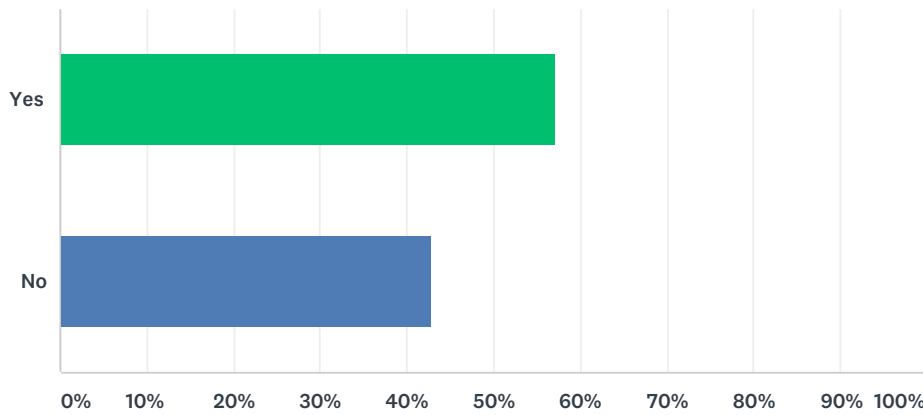


ANSWER CHOICES	RESPONSES	
English	84.53%	1,202
Spanish	13.22%	188
Chinese	0.14%	2
Korean	0.07%	1
French	0.00%	0
Other (please specify)	2.04%	29
<b>TOTAL</b>		<b>1,422</b>



## Q21 I am willing to volunteer in our schools, but I am unsure how I can help.

Answered: 1,338 Skipped: 149



ANSWER CHOICES	RESPONSES	
Yes	57.03%	763
No	42.97%	575
TOTAL		1,338

**Q22 How can the school improve on actively engaging parents, family members, and the community in the activities of the school?**

Answered: 377 Skipped: 1,110