

**COLQUITT COUNTY  
BOARD OF EDUCATION  
MOULTRIE, GEORGIA**

ANNUAL FINANCIAL REPORT  
FOR THE FISCAL YEAR ENDED  
JUNE 30, 2013

(Including Independent Auditor's Reports)



COLQUITT COUNTY BOARD OF EDUCATION

- TABLE OF CONTENTS -

	<u>Page</u>
SECTION I	
FINANCIAL	
INDEPENDENT AUDITOR'S REPORT	
EXHIBITS	
BASIC FINANCIAL STATEMENTS	
DISTRICT-WIDE FINANCIAL STATEMENTS	
A STATEMENT OF NET POSITION	1
B STATEMENT OF ACTIVITIES	2
FUND FINANCIAL STATEMENTS	
C BALANCE SHEET	
GOVERNMENTAL FUNDS	4
D RECONCILIATION OF THE GOVERNMENTAL FUNDS BALANCE SHEET TO THE STATEMENT OF NET POSITION	5
E STATEMENT OF REVENUES, EXPENDITURES AND CHANGES IN FUND BALANCES	
GOVERNMENTAL FUNDS	6
F RECONCILIATION OF THE GOVERNMENTAL FUNDS STATEMENT OF REVENUES, EXPENDITURES AND CHANGES IN FUND BALANCES TO THE STATEMENT OF ACTIVITIES	7
G STATEMENT OF FIDUCIARY NET POSITION	
FIDUCIARY FUNDS	8
H STATEMENT OF CHANGES IN FIDUCIARY NET POSITION	
FIDUCIARY FUNDS	9
I NOTES TO THE BASIC FINANCIAL STATEMENTS	10
SCHEDULES	
REQUIRED SUPPLEMENTARY INFORMATION	
1 SCHEDULE OF REVENUES, EXPENDITURES AND CHANGES IN FUND BALANCES - BUDGET AND ACTUAL GENERAL FUND	29
SUPPLEMENTARY INFORMATION	
2 SCHEDULE OF EXPENDITURES OF FEDERAL AWARDS	30
3 SCHEDULE OF STATE REVENUE	31
4 SCHEDULE OF APPROVED LOCAL OPTION SALES TAX PROJECTS	32
5 ALLOTMENTS AND EXPENDITURES	
GENERAL FUND - QUALITY BASIC EDUCATION PROGRAMS (QBE) BY PROGRAM	33

COLQUITT COUNTY BOARD OF EDUCATION

- TABLE OF CONTENTS -

SECTION II

COMPLIANCE AND INTERNAL CONTROL REPORTS

INDEPENDENT AUDITOR'S REPORT ON INTERNAL CONTROL OVER FINANCIAL REPORTING  
AND ON COMPLIANCE AND OTHER MATTERS BASED ON AN AUDIT OF FINANCIAL  
STATEMENTS PERFORMED IN ACCORDANCE WITH *GOVERNMENT AUDITING STANDARDS*

INDEPENDENT AUDITOR'S REPORT ON COMPLIANCE FOR EACH MAJOR PROGRAM AND ON  
INTERNAL CONTROL OVER COMPLIANCE IN ACCORDANCE WITH OMB CIRCULAR A-133

SECTION III

AUDITEE'S RESPONSE TO PRIOR YEAR FINDINGS AND QUESTIONED COSTS

SUMMARY SCHEDULE OF PRIOR YEAR FINDINGS AND QUESTIONED COSTS

SECTION IV

FINDINGS AND QUESTIONED COSTS

SCHEDULE OF FINDINGS AND QUESTIONED COSTS

SECTION I  
FINANCIAL



## DEPARTMENT OF AUDITS AND ACCOUNTS

270 Washington Street, S.W., Suite 1-156  
Atlanta, Georgia 30334-8400

**Greg S. Griffin**  
STATE AUDITOR  
(404) 666-2174

May 12, 2014

Honorable Nathan Deal, Governor  
Members of the General Assembly  
Members of the State Board of Education  
and  
Superintendent and Members of the  
Colquitt County Board of Education

### INDEPENDENT AUDITOR'S REPORT

Ladies and Gentlemen:

#### **Report on the Financial Statements**

We have audited the accompanying financial statements of the governmental activities, each major fund, and the aggregate remaining fund information (Exhibits A through I) of the Colquitt County Board of Education, as of and for the year ended June 30, 2013, and the related notes to the financial statements, which collectively comprise the Board's basic financial statements as listed in the table of contents.

#### ***Management's Responsibility for the Financial Statements***

Management is responsible for the preparation and fair presentation of these financial statements in accordance with accounting principles generally accepted in the United States of America; this includes the design, implementation, and maintenance of internal control relevant to the preparation and fair presentation of financial statements that are free from material misstatement, whether due to fraud or error.

#### ***Auditor's Responsibility***

Our responsibility is to express opinions on these financial statements based on our audit. We conducted our audit in accordance with auditing standards generally accepted in the United States of America and the standards applicable to financial audits contained in *Government Auditing Standards*, issued by the Comptroller General of the United States. Those standards require that we plan and perform the audit to obtain reasonable assurance about whether the financial statements are free of material misstatement

An audit involves performing procedures to obtain audit evidence about the amounts and disclosures in the financial statements. The procedures selected depend on the auditor's judgment, including the assessment of the risks of material misstatement of the financial statements, whether due to fraud or error. In making those risk assessments, the auditor considers internal control relevant to the entity's preparation and fair presentation of the financial statements in order to design audit procedures that are appropriate in the circumstances, but not for the purpose of

expressing an opinion on the effectiveness of the entity's internal control. Accordingly, we express no such opinion. An audit also includes evaluating the appropriateness of accounting policies used and the reasonableness of significant accounting estimates made by management, as well as evaluating the overall presentation of the financial statements.

We believe that the audit evidence we have obtained is sufficient and appropriate to provide a basis for our audit opinions.

### ***Opinions***

In our opinion, the financial statements referred to previously present fairly, in all material respects, the respective financial position of the governmental activities, each major fund, and the aggregate remaining fund information of the Colquitt County Board of Education, as of June 30, 2013, and the respective changes in financial position thereof for the year then ended in accordance with accounting principles generally accepted in the United States of America.

### ***Emphasis of Matter***

As described in Note 2 to the financial statements, in 2013, the Colquitt County Board of Education adopted new accounting guidance, Governmental Accounting Standards Board (GASB) Statement No. 63, *Financial Reporting of Deferred Outflows of Resources, Deferred Inflows of Resources, and Net Position*. Our opinion is not modified with respect to this matter.

### ***Other Matters***

#### ***Required Supplementary Information***

Management has omitted the Management's Discussion and Analysis that accounting principles generally accepted in the United States of America require to be presented to supplement the basic financial statements. Such missing information, although not a part of the basic financial statements, is required by the Governmental Accounting Standards Board who considers it to be an essential part of financial reporting for placing the basic financial statements in an appropriate operational, economic, or historical context. Our opinion on the basic financial statements is not affected by this missing information. Accounting principles generally accepted in the United States of America require that the Schedule of Revenues, Expenditures and Changes in Fund Balances - Budget and Actual, as presented on page 29, be presented to supplement the basic financial statements. Such information, although not a part of the basic financial statements, is required by the Governmental Accounting Standards Board, who considers it to be an essential part of financial reporting for placing the basic financial statements in an appropriate operational, economic, or historical context. We have applied certain limited procedures to the required supplementary information in accordance with auditing standards generally accepted in the United States of America, which consisted of inquiries of management regarding the methods of preparing the information and comparing the information for consistency with management's responses to our inquiries, the basic financial statements, and other knowledge we obtained during our audit of the basic financial statements. We do not express an opinion or provide any assurance on the information because the limited procedures do not provide us with sufficient evidence to express an opinion or provide any assurance.

### *Other Information*

Our audit was conducted for the purpose of forming opinions on the financial statements that collectively comprise the Colquitt County Board of Education's basic financial statements. The accompanying supplementary information, consisting of Schedules 2 through 5, is presented for the purposes of additional analysis and is not a required part of the basic financial statements. The Schedule of Expenditures of Federal Awards is presented for purposes of additional analysis as required by U. S. Office of Management and Budget Circular A-133, *Audits of States, Local Governments, and Non-Profit Organizations*, and is not a required part of the basic financial statements.


The accompanying supplementary information is the responsibility of management and was derived from and relates directly to the underlying accounting and other records used to prepare the basic financial statements. Such information has been subjected to the auditing procedures applied in the audit of the basic financial statements and certain additional procedures, including comparing and reconciling such information directly to the underlying accounting and other records used to prepare the basic financial statements or to the basic financial statements themselves, and other additional procedures in accordance with auditing standards generally accepted in the United States of America. In our opinion, the information is fairly stated in all material respects in relation to the basic financial statements as a whole.

### **Other Reporting Required by *Government Auditing Standards***

In accordance with *Government Auditing Standards*, we have also issued our report dated May 12, 2014, on our consideration of the Colquitt County Board of Education's internal control over financial reporting and on our tests of its compliance with certain provisions of laws, regulations, contracts, and grant agreements and other matters. The purpose of that report is to describe the scope of our testing of internal control over financial reporting and compliance and the results of that testing, and not to provide an opinion on the internal control over financial reporting or on compliance. That report is an integral part of an audit performed in accordance with *Government Auditing Standards* in considering Colquitt County Board of Education's internal control over financial reporting and compliance.

A copy of this report has been filed as a permanent record in the office of the State Auditor and made available to the press of the State, as provided for by Official Code of Georgia Annotated section 50-6-24.

Respectfully submitted,



Greg S. Griffin  
State Auditor

GSG:as  
2013ARL-11

COLQUITT COUNTY BOARD OF EDUCATION



COLQUITT COUNTY BOARD OF EDUCATION  
STATEMENT OF NET POSITION  
JUNE 30, 2013

EXHIBIT "A"

	<u>GOVERNMENTAL ACTIVITIES</u>
<u>ASSETS</u>	
Cash and Cash Equivalents	\$ 2,158,293.79
Investments	39,074,285.13
Accounts Receivable, Net	
Interest	3.59
Taxes	1,088,188.59
State Government	5,910,979.44
Federal Government	1,359,898.59
Other	64,826.54
Inventories	303,755.15
Capitalized Bond and Other Debt Issuance Costs	315,525.31
Capital Assets, Non-Depreciable	1,628,841.53
Capital Assets, Depreciable (Net of Accumulated Depreciation)	<u>112,480,831.11</u>
Total Assets	<u>\$ 164,385,428.77</u>
<u>LIABILITIES</u>	
Accounts Payable	\$ 38,736.00
Salaries and Benefits Payable	9,137,495.68
Claims Incurred but not Reported (IBNR)	1,042,795.81
Interest Payable	66,584.04
Deposits and Deferred Revenues	7,767.74
Long-Term Liabilities	
Due Within One Year	3,627,885.09
Due in More Than One Year	<u>31,090,972.71</u>
Total Liabilities	<u>\$ 45,012,237.07</u>
<u>NET POSITION</u>	
Net Investment in Capital Assets	\$ 105,127,004.81
Restricted for	
Continuation of Federal Programs	689,705.80
Debt Service	7,828,153.73
Unrestricted	<u>5,728,327.36</u>
Total Net Position	<u>\$ 119,373,191.70</u>

The notes to the basic financial statements are an integral part of this statement.

COLQUITT COUNTY BOARD OF EDUCATION  
STATEMENT OF ACTIVITIES  
FOR THE YEAR ENDED JUNE 30, 2013

	EXPENSES	CHARGES FOR SERVICES
<u>GOVERNMENTAL ACTIVITIES</u>		
Instruction	\$ 54,952,461.25	\$ 448,290.98
Support Services		
Pupil Services	4,309,302.79	
Improvement of Instructional Services	2,053,861.37	
Educational Media Services	1,563,884.00	
General Administration	607,201.94	
School Administration	4,133,000.03	
Business Administration	2,015,290.34	
Maintenance and Operation of Plant	6,850,486.85	4,410.00
Student Transportation Services	3,323,505.93	79,521.66
Central Support Services	284,912.88	
Other Support Services	140,778.81	
Operations of Non-Instructional Services		
Enterprise Operations	478,100.79	91,905.40
Food Services	6,306,987.04	716,881.08
Interest on Short-Term and Long-Term Debt	175,035.87	
	<u>\$ 87,194,809.89</u>	<u>\$ 1,341,009.12</u>
General Revenues		
Taxes		
Property Taxes		
For Maintenance and Operations		
Sales Taxes		
Special Purpose Local Option Sales Tax		
For Debt Services		
For Capital Projects		
Local Option Sales Tax		
Other Sales Tax		
Grants and Contributions not Restricted to Specific Programs		
Investment Earnings		
Miscellaneous		
Special Items		
Donation of Building		
Donation of Land		
Total General Revenues and Special Items		
Change in Net Position		
Net Position - Beginning of Year		
Net Position - End of Year		

The notes to the basic financial statements are an integral part of this statement.

EXHIBIT "B"

PROGRAM REVENUES		NET (EXPENSES)
OPERATING GRANTS AND CONTRIBUTIONS	CAPITAL GRANTS AND CONTRIBUTIONS	REVENUES AND CHANGES IN NET POSITION
\$ 41,339,994.24		\$ -13,164,176.03
787,581.65		-3,521,721.14
1,612,935.14		-440,926.23
1,182,215.35		-381,668.65
1,640,954.72		1,033,752.78
2,425,115.07		-1,707,884.96
156.89		-2,015,133.45
2,716,684.62		-4,129,392.23
120,041.81	\$ 152,439.00	-2,971,503.46
56.25		-284,856.63
104,414.72		-36,364.09
		-386,195.39
4,961,981.89		-628,124.07
		-175,035.87
<u>\$ 56,892,132.35</u>	<u>\$ 152,439.00</u>	<u>\$ -28,809,229.42</u>
		\$ 7,301,181.20
		2,889,344.54
		2,645,616.93
		5,534,956.58
		117,347.03
		8,615,093.86
		228,931.66
		1,203,422.54
		662,978.00
		35,000.00
		<u>\$ 29,233,872.34</u>
		\$ 424,642.92
		<u>118,948,548.78</u>
		<u>\$ 119,373,191.70</u>

COLQUITT COUNTY BOARD OF EDUCATION  
 BALANCE SHEET  
 GOVERNMENTAL FUNDS  
 JUNE 30, 2013

EXHIBIT "C"

	GENERAL FUND	DISTRICT- WIDE CAPITAL PROJECTS FUND	DEBT SERVICE FUND	TOTAL
<b>ASSETS</b>				
Cash and Cash Equivalents	\$ 2,138,756.52	\$ 19,537.27		\$ 2,158,293.79
Investments	6,143,039.33	29,923,197.59	\$ 3,008,048.21	39,074,285.13
Accounts Receivable, Net				3.59
Interest	3.59			
Taxes	657,396.66		430,791.93	1,088,188.59
State Government	5,910,979.44			5,910,979.44
Federal Government	1,359,898.59			1,359,898.59
Interfund		9,164.00		9,164.00
Other	64,826.54			64,826.54
Inventories	303,755.15			303,755.15
Total Assets	<u>\$ 16,578,655.82</u>	<u>\$ 29,951,898.86</u>	<u>\$ 3,438,840.14</u>	<u>\$ 49,969,394.82</u>
<b>LIABILITIES AND FUND BALANCES</b>				
<b>LIABILITIES</b>				
Accounts Payable	\$ 15,272.00	\$ 23,464.00		\$ 38,736.00
Salaries and Benefits Payable	9,137,495.68			9,137,495.68
Interfund Payable			\$ 9,164.00	9,164.00
Deposits and Deferred Revenue	18,697.49			18,697.49
Total Liabilities	<u>\$ 9,171,465.17</u>	<u>\$ 23,464.00</u>	<u>\$ 9,164.00</u>	<u>\$ 9,204,093.17</u>
<b>FUND BALANCES</b>				
Nonspendable	\$ 303,755.15			\$ 303,755.15
Restricted	496,550.25	\$ 29,928,434.86	\$ 3,429,676.14	33,854,661.25
Assigned	2,047,790.70			2,047,790.70
Unassigned	4,559,094.55			4,559,094.55
Total Fund Balances	<u>\$ 7,407,190.65</u>	<u>\$ 29,928,434.86</u>	<u>\$ 3,429,676.14</u>	<u>\$ 40,765,301.65</u>
Total Liabilities and Fund Balances	<u>\$ 16,578,655.82</u>	<u>\$ 29,951,898.86</u>	<u>\$ 3,438,840.14</u>	<u>\$ 49,969,394.82</u>

The notes to the basic financial statements are an integral part of this statement.

COLQUITT COUNTY BOARD OF EDUCATION  
 RECONCILIATION OF THE GOVERNMENTAL FUNDS BALANCE SHEET  
 TO THE STATEMENT OF NET POSITION  
 JUNE 30, 2013

EXHIBIT 'D'

Total Fund Balances - Governmental Funds (Exhibit 'C') \$ 40,765,301.65

Amounts reported for Governmental Activities in the Statement of Net Position are different because:

Capital Assets used in Governmental Activities are not financial resources and therefore are not reported as assets in governmental funds. These assets consist of:

Land	\$	1,058,021.51	
Construction in Progress		570,820.02	
Land Improvements		5,393,764.53	
Buildings		128,949,193.46	
Equipment		8,890,571.81	
Accumulated Depreciation		<u>-30,752,698.69</u>	
Total Capital Assets			114,109,672.64

Taxes that are not available to pay for current period expenditures are deferred in the governmental funds.

Property Taxes 10,929.75

Long-Term Liabilities, including Bonds Payable, are not due and payable in the current period and therefore are not reported as liabilities in the funds. Long-Term Liabilities at year-end consist of:

Bonds Payable	\$	-26,570,000.00	
Accrued Interest Payable		-66,584.04	
Capital Leases Payable		-5,028,936.50	
Bond Issuance Costs, Net of Amortization		315,525.31	
Compensated Absences Payable		-265,004.90	
Bond Premiums, Net of Amortization		-2,854,916.40	
Claims and Judgments Payable		<u>-1,042,795.81</u>	
Total Long-Term Liabilities			<u>-35,512,712.34</u>

Net Position of Governmental Activities (Exhibit 'A') \$ 119,373,191.70

The notes to the basic financial statements are an integral part of this statement.

COLQUITT COUNTY BOARD OF EDUCATION  
STATEMENT OF REVENUES, EXPENDITURES AND CHANGES IN FUND BALANCES  
GOVERNMENTAL FUNDS  
YEAR ENDED JUNE 30, 2013

EXHIBIT 'E'

	<u>GENERAL FUND</u>	<u>DISTRICT- WIDE CAPITAL PROJECTS FUND</u>	<u>DEBT SERVICE FUND</u>	<u>TOTAL</u>
<b>REVENUES</b>				
Property Taxes	\$ 7,534,251.19			\$ 7,534,251.19
Sales Taxes	5,652,303.61	\$ 2,645,616.93	\$ 2,889,344.54	11,187,265.08
State Funds	53,425,608.83			53,425,608.83
Federal Funds	12,234,056.38			12,234,056.38
Charges for Services	1,341,009.12			1,341,009.12
Investment Earnings	9,048.75	215,583.79	4,299.12	228,931.66
Miscellaneous	<u>1,207,824.43</u>			<u>1,207,824.43</u>
Total Revenues	<u>\$ 81,404,102.31</u>	<u>\$ 2,861,200.72</u>	<u>\$ 2,893,643.66</u>	<u>\$ 87,158,946.69</u>
<b>EXPENDITURES</b>				
Current	\$ 53,377,223.18			\$ 53,377,223.18
Instruction				
Support Services				
Pupil Services	4,237,665.10			4,237,665.10
Improvement of Instructional Services	2,058,359.71			2,058,359.71
Educational Media Services	1,477,139.48			1,477,139.48
General Administration	596,892.76			596,892.76
School Administration	4,025,696.51			4,025,696.51
Business Administration	1,229,722.88	\$ 303,411.29		1,533,134.17
Maintenance and Operation of Plant	6,589,944.91			6,589,944.91
Student Transportation Services	3,191,133.38			3,191,133.38
Central Support Services	284,786.16			284,786.16
Other Support Services	140,778.81			140,778.81
Enterprise Operations	515,100.79			515,100.79
Food Services Operation	5,949,957.35			5,949,957.35
Capital Outlay		580,004.02		580,004.02
Debt Services				
Principal	63,221.26		\$ 5,000,000.00	5,063,221.26
Interest	<u>6,724.33</u>		<u>201,890.00</u>	<u>208,614.33</u>
Total Expenditures	<u>\$ 83,744,346.61</u>	<u>\$ 883,415.31</u>	<u>\$ 5,201,890.00</u>	<u>\$ 89,829,651.92</u>
Excess of Revenues over (under) Expenditures	<u>\$ -2,340,244.30</u>	<u>\$ 1,977,785.41</u>	<u>\$ -2,308,246.34</u>	<u>\$ -2,670,705.23</u>
<b>OTHER FINANCING SOURCES (USES)</b>				
Proceeds of Bonds		\$ 23,470,000.00	\$ 0.00	\$ 23,470,000.00
Premiums on Bonds Sold		2,854,916.40		2,854,916.40
Capital Leases	\$ 37,000.00			37,000.00
Transfers In	195,611.25			195,611.25
Transfers Out		<u>-195,611.25</u>		<u>-195,611.25</u>
Total Other Financing Sources (Uses)	<u>\$ 232,611.25</u>	<u>\$ 26,129,305.15</u>	<u>\$ 0.00</u>	<u>\$ 26,361,916.40</u>
Net Change in Fund Balances	<u>\$ -2,107,633.05</u>	<u>\$ 28,107,090.56</u>	<u>\$ -2,308,246.34</u>	<u>\$ 23,691,211.17</u>
Fund Balances - Beginning	<u>9,514,823.70</u>	<u>1,821,344.30</u>	<u>5,737,922.48</u>	<u>17,074,090.48</u>
Fund Balances - Ending	<u>\$ 7,407,190.65</u>	<u>\$ 29,928,434.86</u>	<u>\$ 3,429,676.14</u>	<u>\$ 40,765,301.65</u>

The notes to the basic financial statements are an integral part of this statement.

COLQUITT COUNTY BOARD OF EDUCATION  
 RECONCILIATION OF THE GOVERNMENTAL FUNDS STATEMENT OF  
 REVENUES, EXPENDITURES AND CHANGES IN FUND BALANCES  
 TO THE STATEMENT OF ACTIVITIES  
 JUNE 30, 2013

EXHIBIT "F"

Total Net Change in Fund Balances - Governmental Funds (Exhibit "E") \$ 23,691,211.17

Amounts reported for Governmental Activities in the Statement of Activities are different because:

Capital Outlays are reported as expenditures in Governmental Funds. However, in the Statement of Activities, the cost of Capital Assets is allocated over their estimated useful lives as depreciation expense. In the current period, these amounts are:

Capital Outlay	\$ 847,620.02	
Depreciation Expense	<u>-2,838,966.77</u>	
Excess of Capital Outlay over Depreciation Expense		-1,991,346.75

The net effect of various miscellaneous transactions involving capital assets (i.e., sales, trade-ins, donations, and disposals) is to increase net position. 693,576.11

Taxes reported in the Statement of Activities that do not provide current financial resources are not reported as revenues in the funds. -233,069.99

Bond proceeds provide current financial resources to Governmental Funds; however, issuing debt increases Long-Term Liabilities in the Statement of Net Position. In the current period, proceeds were received from:

General Obligation Bonds Issued, including a Premium of \$2,854,916.40 -26,324,916.40

Bond issuance costs, deferred gains on refundings and similar items when debt is first issued are reported as an expenditure in Governmental Funds, but are reported as deferred charges on the Statement of Net Position and amortized over the term of the debt, using the straight-line method. The details of this difference in the current period are as follows:

Deferral of Bond Issuance Costs	\$ 303,411.29	
Amortization of Bond Issuance Costs	<u>-36,869.74</u>	
Total Bond Issuance Costs		266,541.55

Some of the Capital Assets acquired this year were financed with capital leases. In Governmental Funds, a capital lease arrangement is considered a source of financing, but in the Statement of Net Position, the lease obligation is reported as a Long-Term Liability. -37,000.00

Repayment of Long-Term Debt is reported as an expenditure in Governmental Funds, but the repayment reduces Long-Term Liabilities in the Statement of Net Position. In the current year, these amounts consist of:

Bond Principal Retirements	\$ 5,000,000.00	
Capital Lease Payments	<u>63,221.26</u>	
Total Long-Term Debt Repayments		5,063,221.26

Interest expense reported in the Statement of Activities is recorded as incurred, whereas interest expense in the governmental fund statements is reported when paid. 33,578.46

Some items reported in the Statement of Activities do not require the use of current financial resources and therefore are not reported as expenditures in Governmental Funds. These activities consist of:

Decrease in Compensated Absences	\$ 7,378.43	
Increase in Claims and Judgments	<u>-744,530.92</u>	
Total Additional Expenditures		<u>-737,152.49</u>

Change in Net Position of Governmental Activities (Exhibit "B") \$ 424,642.92

The notes to the basic financial statements are an integral part of this statement.

COLQUITT COUNTY BOARD OF EDUCATION  
 STATEMENT OF FIDUCIARY NET POSITION  
 FIDUCIARY FUNDS  
 JUNE 30, 2013

EXHIBIT "G"

	PRIVATE PURPOSE TRUSTS	AGENCY FUNDS
<u>ASSETS</u>		
Cash and Cash Equivalents	\$ 6,368.93	\$ 240,179.79
Investments	173,229.16	14,928.35
Accounts Receivable, Net		
Interest and Dividends	59.80	13.09
Total Assets	\$ 179,657.89	\$ 255,121.23
 <u>LIABILITIES</u>		
Accounts Payable	\$ 400.00	
Funds Held for Others		\$ 255,121.23
Total Liabilities	\$ 400.00	\$ 255,121.23
 <u>NET POSITION</u>		
Held in Trust for Private Purposes	\$ 179,257.89	

The notes to the basic financial statements are an integral part of this statement.



COLQUITT COUNTY BOARD OF EDUCATION  
 STATEMENT OF CHANGES IN FIDUCIARY NET POSITION  
 FIDUCIARY FUNDS  
 YEAR ENDED JUNE 30, 2013

EXHIBIT "H"

	<u>PRIVATE PURPOSE TRUSTS</u>
<u>ADDITIONS</u>	
Investment Earnings	
Interest	\$ <u>2,598.08</u>
<u>DEDUCTIONS</u>	
Scholarships	\$ <u>6,279.14</u>
Change in Net Position	\$ -3,681.06
Net Position - Beginning	<u>182,938.95</u>
Net Position - Ending	\$ <u><u>179,257.89</u></u>

The notes to the basic financial statements are an integral part of this statement.

**NOTE 1: DESCRIPTION OF SCHOOL DISTRICT AND REPORTING ENTITY**

**REPORTING ENTITY**

The Colquitt County Board of Education (School District) was established under the laws of the State of Georgia and operates under the guidance of a school board elected by the voters and a Superintendent appointed by the Board. The Board is organized as a separate legal entity and has the power to levy taxes and issue bonds. Its budget is not subject to approval by any other entity. Accordingly, the School District is a primary government and consists of all the organizations that compose its legal entity.

**NOTE 2: SUMMARY OF SIGNIFICANT ACCOUNTING POLICIES**

**BASIS OF PRESENTATION**

The School District's basic financial statements are collectively comprised of the District-wide financial statements, fund financial statements and notes to the basic financial statements of the Colquitt County Board of Education.

**District-wide Statements:**

The Statement of Net Position and the Statement of Activities display information about the financial activities of the overall School District, except for fiduciary activities. Eliminations have been made to minimize the double counting of internal activities. Governmental activities generally are financed through taxes, intergovernmental revenues, and other nonexchange transactions.

The Statement of Activities presents a comparison between direct expenses and program revenues for each function of the School District's governmental activities.

- Direct expenses are those that are specifically associated with a program or function and, therefore, are clearly identifiable to a particular function. Indirect expenses (expenses of the School District related to the administration and support of the School District's programs, such as office and maintenance personnel and accounting) are not allocated to programs.
- Program revenues include (a) charges paid by the recipients of goods or services offered by the programs and (b) grants and contributions that are restricted to meeting the operational or capital requirements of a particular program. Revenues that are not classified as program revenues, including all taxes, are presented as general revenues.

**Fund Financial Statements:**

The fund financial statements provide information about the School District's funds. Eliminations have been made to minimize the double counting of internal activities. Separate statements for each category (governmental and fiduciary) are presented. The emphasis of fund financial statements is on major governmental funds.

The School District reports the following major governmental funds:

- General Fund is the School District's primary operating fund. It accounts for and reports all financial resources not accounted for and reported in another fund.
- District-wide Capital Projects Fund accounts for and reports financial resources including Education Special Purpose Local Option Sales Tax (ESPLOST) and Bond Proceeds that are restricted, committed or assigned to the expenditure for capital outlays, including the acquisition or construction of capital facilities and other capital assets.
- Debt Service Fund accounts for and reports financial resources that are restricted, committed, or assigned including taxes (sales) legally restricted for the payment of general long-term principal and interest.

COLQUITT COUNTY BOARD OF EDUCATION  
NOTES TO THE BASIC FINANCIAL STATEMENTS  
JUNE 30, 2013

EXHIBIT "I"

The School District reports the following fiduciary fund types:

- Private Purpose Trust funds report trust arrangements under which principal and income benefit various individuals. Some funds provide provisions under which principal and interest may be expended, and some funds provide provisions under which only income can be spent and the principal must be invested and preserved intact.
- Agency funds account for assets held by the School District as an agent for various school clubs and activities.

#### **BASIS OF ACCOUNTING**

The basis of accounting determines when transactions are reported on the financial statements. The District-wide governmental and fiduciary financial statements are reported using the economic resources measurement focus and the accrual basis of accounting. Revenues are recorded when earned and expenses are recorded at the time liabilities are incurred, regardless of when the related cash flows take place. Nonexchange transactions, in which the School District gives (or receives) value without directly receiving (or giving) equal value in exchange, include property taxes, sales taxes, grants and donations. On an accrual basis, revenue from property taxes is recognized in the fiscal year for which the taxes are levied. Revenue from sales taxes is recognized in the fiscal year in which the underlying transaction (sale) takes place. Revenue from grants and donations is recognized in the fiscal year in which all eligibility requirements have been satisfied.

The School District uses funds to report on its financial position and the results of its operations. Fund accounting is designed to demonstrate legal compliance and to aid financial management by segregating transactions related to certain governmental functions or activities. A fund is a separate accounting entity with a self-balancing set of accounts.

Governmental funds are reported using the current financial resources measurement focus and the modified accrual basis of accounting. Under this method, revenues are recognized when measurable and available. The School District considers all revenues reported in the governmental funds to be available if they are collected within sixty days after year-end. Property taxes, sales taxes and interest are considered to be susceptible to accrual. Expenditures are recorded when the related fund liability is incurred, except for principal and interest on general long-term debt, claims and judgments, and compensated absences, which are recognized as expenditures to the extent they have matured. Capital asset acquisitions are reported as expenditures in governmental funds. Proceeds of general long-term liabilities and acquisitions under capital leases are reported as other financing sources.

The School District funds certain programs by a combination of specific cost-reimbursement grants, categorical grants, and general revenues. Thus, when program costs are incurred, both restricted and unrestricted resources are available to finance the program. It is the School District's policy to first apply grant resources to such programs, followed by cost-reimbursement grants, then general revenues.

#### **NEW ACCOUNTING PRONOUNCEMENTS**

In fiscal year 2013, the School District adopted the Governmental Accounting Standards Board (GASB) Statement No. 60, *Accounting and Financial Reporting for Service Concession Arrangements*. The provisions of this Statement establish accounting and financial reporting standards for governments who enter into Service Concession Arrangements (SCA) with other governmental or nongovernmental entities. As of June 30, 2013, the School District has not entered into any arrangements that meet the qualifications to be reported as a SCA in accordance with this standard.

In fiscal year 2013, the School District adopted the Governmental Accounting Standards Board (GASB) Statement No. 62, *Codification of Accounting and Financial Reporting Guidance Contained in Pre-November 30, 1989 FASB and AICPA Pronouncements*. The provisions of this Statement incorporate certain accounting and financial reporting guidance into authoritative GASB literature.

COLQUITT COUNTY BOARD OF EDUCATION  
NOTES TO THE BASIC FINANCIAL STATEMENTS  
JUNE 30, 2013

EXHIBIT "I"

In fiscal year 2013, the School District adopted the Governmental Accounting Standards Board (GASB) Statement No. 63, *Financial Reporting of Deferred Outflows of Resources, Deferred Inflows of Resources and Net Position*. The provisions of this Statement establish financial reporting standards for the presentation of deferred outflows of resources and deferred inflows of resources and their effects on a government's net position. The School District changed its presentation of net assets to net position for fiscal year 2013. There were not other applicable reporting changes for the School District.

#### **CASH AND CASH EQUIVALENTS**

##### **Composition of Deposits**

Cash and cash equivalents consist of cash on hand, demand deposits and short-term investments with original maturities of three months or less from the date of acquisition in authorized financial institutions. Official Code of Georgia Annotated Section 45-8-14 authorizes the School District to deposit its funds in one or more solvent banks, insured Federal savings and loan associations or insured chartered building and loan associations.

#### **INVESTMENTS**

##### **Composition of Investments**

Investments made by the School District in nonparticipating interest-earning contracts (such as certificates of deposit) and repurchase agreements are reported at cost. Participating interest-earning contracts and money market investments with a maturity at purchase of one year or less are reported at amortized cost. Both participating interest-earning contracts and money market investments with a maturity at purchase greater than one year and equity investments are reported at fair value. The Official Code of Georgia Annotated Section 36-83-4 authorizes the School District to invest its funds. In selecting among options for investment or among institutional bids for deposits, the highest rate of return shall be the objective, given equivalent conditions of safety and liquidity. Funds may be invested in the following:

1. Obligations issued by the State of Georgia or by other states,
2. Obligations issued by the United States government,
3. Obligations fully insured or guaranteed by the United States government or a United States government agency,
4. Obligations of any corporation of the United States government,
5. Prime banker's acceptances,
6. The Georgia Fund 1 administered by the State of Georgia, Office of the State Treasurer,
7. Repurchase agreements, and
8. Obligations of other political subdivisions of the State of Georgia.

The School District does not have a formal policy regarding investment policies that address credit quality risks, custodial credit risks, concentration of credit risks, or interest rate risks.

#### **RECEIVABLES**

Receivables consist of amounts due from property and sales taxes, grant reimbursements due on Federal, State or other grants for expenditures made but not reimbursed and other receivables disclosed from information available. Receivables are recorded when either the asset or revenue recognition criteria has been met. Receivables recorded on the basic financial statements do not include any amounts which would necessitate the need for an allowance for uncollectible receivables.

COLQUITT COUNTY BOARD OF EDUCATION  
NOTES TO THE BASIC FINANCIAL STATEMENTS  
JUNE 30, 2013

EXHIBIT "I"

**PROPERTY TAXES**

The Colquitt County Board of Commissioners adopted the property tax levy for the 2012 tax digest year (calendar year) on September 4, 2012 (levy date) based on property values as of January 1, 2012. Taxes were due on December 10, 2012 (lien date). Taxes collected within the current fiscal year or within 60 days after year-end on the 2012 tax digest are reported as revenue in the governmental funds for fiscal year 2013. The Colquitt County Tax Commissioner bills and collects the property taxes for the School District, withholds 2.5% of taxes collected as a fee for tax collection and remits the balance of taxes collected to the School District. Property tax revenues, at the fund reporting level, during the fiscal year ended June 30, 2013, for maintenance and operations amounted to \$7,226,078.59.

The tax millage rate levied for the 2012 tax year (calendar year) for the Colquitt County Board of Education was as follows (a mill equals \$1 per thousand dollars of assessed value):

School Operations	<u>8.283</u> mills
-------------------	--------------------

Additionally, Title Ad Valorem Tax revenues, at the fund reporting level, amounted to \$308,172.60 during fiscal year ended June 30, 2013.

**SALES TAXES**

Local Option Sales Tax revenue, at the fund reporting level, during the fiscal year amounted to \$5,534,956.58 and was recorded in the General Fund. Local Option Sales Tax is to be used for the maintenance and operation of the School District.

Education Special Purpose Local Option Sales Tax, at the fund reporting level, during the year amounted to \$5,534,961.47 and is to be used for capital outlay for educational purposes or debt service. This sales tax was authorized by local referendum and the sales tax must be re-authorized at least every five years.

**INVENTORIES**

**Food Inventories**

On the District-wide financial statements, inventories of donated food commodities used in the preparation of meals are reported at their Federally assigned value and purchased foods inventories are reported at cost (first-in, first-out). The School District uses the consumption method to account for inventories whereby donated food commodities are recorded as an asset and as revenue when received, and expenses/expenditures are recorded as the inventory items are used. Purchased foods are recorded as an asset when purchased and expenses/expenditures are recorded as the inventory items are used.

**Consumable Supplies**

On the basic financial statements, consumable supplies are reported at cost (first-in, first-out). The School District uses the consumption method to account for consumable supplies inventory whereby an asset is recorded when supplies are purchased and expenses are recorded at the time the supplies are consumed.

**CAPITAL ASSETS**

Capital assets purchased, including capital outlay costs, are recorded as expenditures in the fund financial statements at the time of purchase (including ancillary charges). On the District-wide financial statements, all purchased capital assets are valued at cost where historical records are available and at estimated historical cost based on appraisals or deflated current replacement cost where no historical records exist. Donated capital assets are recorded at estimated fair market value on the date donated. Disposals are deleted at depreciated recorded cost. The cost of normal maintenance and repairs that do not add to the value of assets or materially extend the useful lives

COLQUITT COUNTY BOARD OF EDUCATION  
 NOTES TO THE BASIC FINANCIAL STATEMENTS  
 JUNE 30, 2013

EXHIBIT "I"

of the assets is not capitalized. Depreciation is computed using the straight-line method. The School District does not capitalize book collections or works of art. During the fiscal year under review, no events or changes in circumstances affecting a capital asset that may indicate impairment were known to the School District.

Capitalization thresholds and estimated useful lives of capital assets reported in the District-wide statements are as follows:

		Capitalization Policy		Estimated Useful Life
Land		All		N/A
Land Improvements	\$	10,000.00		20 to 60 years
Buildings and Improvements	\$	10,000.00		25 to 60 years
Equipment	\$	10,000.00		5 to 25 years
Intangible Assets	\$	100,000.00		10 to 20 years

Depreciation is used to allocate the actual or estimated historical cost of all capital assets over estimated useful lives, with the exception of intangible assets which are amortized.

Amortization of intangible assets such as water, timber, and mineral rights, easements, patents, trademarks, copyrights and internally generated software is computed using the straight-line method over the estimated useful lives of the assets, generally 10 to 20 years.

**COMPENSATED ABSENCES**

Members of the Teachers' Retirement System of Georgia (TRS) may apply unused sick leave toward early retirement. The liability for early retirement will be borne by TRS rather than by the individual school districts. Otherwise, sick leave does not vest with the employee, and no liability is reported in the School District's financial statements.

Vacation leave of 10 and 5 days is awarded on a fiscal year basis to all full time personnel employed on a twelve month basis and eleven month basis, respectively.. No other employees are eligible to earn vacation leave. Vacation leave not utilized during the fiscal year may be carried over to the next fiscal year, providing such vacation leave does not exceed 20 days for a twelve month basis employee and 10 days for an eleven month basis employee.

	Beginning of Year Liability		Increases		Decreases		End of Year Liability
2011	\$ 295,258.00	\$	342,735.00	\$	318,499.00	\$	319,494.00
2012	\$ 319,494.00	\$	354,065.31	\$	401,175.98	\$	272,383.33
2013	\$ 272,383.33	\$	361,337.18	\$	368,715.61	\$	265,004.90

**GENERAL OBLIGATION BONDS**

The School District issues general obligation bonds to provide funds for the acquisition and construction of major capital facilities. In the District-wide financial statements, bond premiums and discounts, as well as issuance costs, are deferred and amortized over the life of the bonds using the straight-line method. Bond issuance costs are reported as deferred charges and amortized over the term of the debt.

COLQUITT COUNTY BOARD OF EDUCATION  
NOTES TO THE BASIC FINANCIAL STATEMENTS  
JUNE 30, 2013

EXHIBIT "I"

In the fund financial statements, the School District recognizes bond premiums and discounts, as well as bond issuance costs during the fiscal year bonds are issued. Premiums received on debt issuances are reported as other financing sources while discounts on debt issuances are reported as other financing uses. Issuance costs, whether or not withheld from the actual debt proceeds received, are reported as debt service expenditures. General obligation bonds are direct obligations and pledge the full faith and credit of the government. The outstanding amount of these bonds is recorded in the Statement of Net Position.

**NET POSITION**

The School District's net position in the District-wide Statements is classified as follows:

**Net Investment in capital assets** - This represents the School District's total investment in capital assets, net of outstanding debt obligations related to those capital assets. To the extent debt has been incurred but not yet expended for capital assets, such amounts are not included as a component of net investment in capital assets.

**Restricted net position** - This represents resources for which the School District is legally or contractually obligated to spend resources for continuation of Federal Programs, debt service and capital projects in accordance with restrictions imposed by external third parties.

**Unrestricted net position** - Unrestricted net position represents resources derived from property taxes, sales taxes, grants and contributions not restricted to specific programs, charges for services, and miscellaneous revenues. These resources are used for transactions relating to the educational and general operations of the School District, and may be used at the discretion of the Board to meet current expenses for those purposes.

**FUND BALANCES**

The School District's fund balances are classified as follows:

**Nonspendable** - Amounts that cannot be spent either because they are in a nonspendable form or because they are legally or contractually required to be maintained intact.

**Restricted** - Constraints are placed on the use of resources are either (1) externally imposed conditions by creditors, grantors, contributors, or laws and regulations of other governments or (2) imposed by law through constitutional provisions or enabling legislation.

**Committed** - Amounts that can be used only for specific purposes pursuant to constraints imposed by formal action of the Board of Education. The Board of Education is the School District's highest level of decision-making authority, and the formal action that is required to be taken to establish, modify, or rescind a fund balance commitment is a resolution approved by the Board. Committed fund balance also should incorporate contractual obligations to the extent that existing resources in the fund have been specifically committed for use in satisfying those contractual requirements.

**Assigned** - Amounts that are constrained by the School District's *intent* to be used for specific purposes, but are neither restricted nor committed. The intent should be expressed by (1) the Board of Education or (2) the budget or finance committee, or the Superintendent, or designee, to assign amounts to be used for specific purposes.

**Unassigned** - The residual classification for the General Fund. This classification represents fund balances that has not been assigned to other funds and that has not been restricted, committed, or assigned to specific purposes within the General Fund.

COLQUITT COUNTY BOARD OF EDUCATION  
 NOTES TO THE BASIC FINANCIAL STATEMENTS  
 JUNE 30, 2013

EXHIBIT "I"

Fund Balances of the Governmental Funds at June 30, 2013, are as follows:

Nonspendable					
Inventories				\$	303,755.15
Restricted					
Continuation of Federal Programs	\$	496,550.25			
Capital Projects		25,463,373.23			
Debt Service		7,894,737.77			33,854,661.25
Assigned					
Self-Insurance	\$	1,755,134.16			
School Activity Accounts		292,656.54			2,047,790.70
Unassigned					4,559,094.55
Fund Balance, June 30, 2013				\$	40,765,301.65

When multiple categories of fund balance are available for expenditure, the School District will start with the most restricted category and spend those funds first before moving down to the next category with available funds.

**USE OF ESTIMATES**

The preparation of the financial statements in conformity with accounting principles generally accepted in the United States requires management to make estimates and assumptions that affect the amounts reported in the financial statements and accompanying notes. Actual results may differ from those estimates.

**NOTE 3: BUDGETARY DATA**

The budget is a complete financial plan for the School District's fiscal year, and is based upon careful estimates of expenditures together with probable funding sources. The budget is legally adopted each year for the general, debt service, and capital projects funds. There is no statutory prohibition regarding over expenditure of the budget at any level. The budget for all governmental funds is prepared and adopted by fund, function and object. The legal level of budgetary control was established by the Board at the aggregate fund level. The budget for the General Fund was prepared in accordance with accounting principles generally accepted in the United States of America.

The budgetary process begins with the School District's administration presenting an initial budget for the Board's review. The administration makes revisions as necessary based on the Board's guidelines and a tentative budget is approved. After approval of this tentative budget by the Board, such budget is advertised at least once in a newspaper of general circulation in the locality. At the next regularly scheduled meeting of the Board after advertisement, the Board receives comments on the tentative budget, makes revisions as necessary and adopts a final budget. The approved budget is then submitted, in accordance with provisions of Official Code of Georgia Annotated section 20-2-167(c), to the Georgia Department of Education. The Board may increase or decrease the budget at any time during the year. All unexpended budget authority lapses at fiscal year-end.

See Schedule 1 - General Fund Schedule of Revenues, Expenditures and Changes in Fund Balances - Budget to Actual for a detail of any over/under expenditures during the fiscal year under review.



**NOTE 4: DEPOSITS AND INVESTMENTS**

**COLLATERALIZATION OF DEPOSITS**

Official Code of Georgia Annotated (O.C.G.A.) Section 45-8-12 provides that there shall not be on deposit at any time in any depository for a time longer than ten days a sum of money which has not been secured by surety bond, by guarantee of insurance, or by collateral. The aggregate of the face value of such surety bond and the market value of securities pledged shall be equal to not less than 110 percent of the public funds being secured after the deduction of the amount of deposit insurance. If a depository elects the pooled method (O.C.G.A. Section 45-8-13.1) the aggregate of the market value of the securities pledged to secure a pool of public funds shall be not less than 110 percent of the daily pool balance

Acceptable security for deposits consists of any one of or any combination of the following:

1. Surety bond signed by a surety company duly qualified and authorized to transact business within the State of Georgia,
2. Insurance on accounts provided by the Federal Deposit Insurance Corporation,
3. Bonds, bills, notes, certificates of indebtedness or other direct obligations of the United States or of the State of Georgia,
4. Bonds, bills, notes, certificates of indebtedness or other obligations of the counties or municipalities of the State of Georgia,
5. Bonds of any public authority created by the laws of the State of Georgia, providing that the statute that created the authority authorized the use of the bonds for this purpose,
6. Industrial revenue bonds and bonds of development authorities created by the laws of the State of Georgia, and
7. Bonds, bills, notes, certificates of indebtedness, or other obligations of a subsidiary corporation of the United States government, which are fully guaranteed by the United States government both as to principal and interest or debt obligations issued by or securities guaranteed by the Federal Land Bank, the Federal Home Loan Bank, the Federal Intermediate Credit Bank, the Central Bank for Cooperatives, the Farm Credit Banks, the Federal Home Loan Mortgage Association, and the Federal National Mortgage Association.

**CATEGORIZATION OF DEPOSITS**

Custodial credit risk is the risk that in the event of a bank failure, the School District's deposits may not be returned to it. The School District does not have a deposit policy for custodial credit risk. At June 30, 2013, the bank balances were \$6,358,482.09. The amounts exposed to custodial credit risk are classified into three categories as follows:

- Category 1 - Uncollateralized,
- Category 2 - Cash collateralized with securities held by the pledging financial institution,  
or
- Category 3 - Cash collateralized with securities held by the pledging financial institution's trust department or agent but not in the School District's name.

COLQUITT COUNTY BOARD OF EDUCATION  
 NOTES TO THE BASIC FINANCIAL STATEMENTS  
 JUNE 30, 2013

EXHIBIT "I"

The School District's deposits by custodial risk category at June 30, 2013, are as follows:

Custodial Credit Risk Category	Bank Balance
1	\$ 0.00
2	0.00
3	5,317,141.81
Total	\$ 5,317,141.81

**CATEGORIZATION OF INVESTMENTS**

The School District's investments as of June 30, 2013, are presented below. All investments are presented by investment type and debt securities are presented by maturity.

Investment Type	Fair Value	Investment Maturity 1 - 5 Years
Debt Securities		
Municipal Obligation	\$ 4,465,061.63	\$ 4,465,061.63
Investment Pools		
Office of State Treasurer Georgia Fund 1	34,603,869.81	
Total Investments	\$ 39,068,931.44	

The Georgia Fund 1, formerly referred to as LGIP, administered by the State of Georgia, Office of the State Treasurer is not required to be categorized since the School District did not own any specific identifiable securities in the pool. The investment policy of the State of Georgia, Office of the State Treasurer for the Georgia Fund 1 (Primary Liquidity Portfolio) does not provide for investment in derivatives or similar investments. Additional information on the Georgia Fund 1 is disclosed in the *State of Georgia* Comprehensive Annual Financial Report. This audit can be obtained from the Georgia Department of Audits and Accounts at <http://www.audits.ga.gov/SGD/cafr.html>.

The Primary Liquidity Portfolio consists of Georgia Fund 1 which is not registered with the SEC as an investment company but does operate in a manner consistent with the SEC's Rule 2a-7 of the Investment Company Act of 1940. The investment is valued at the pool's share price, \$1.00 per share. The pool is an AAAM rated investment pool by Standard and Poor's. The weighted average maturity of Georgia Fund 1 may not exceed 60 days. The weighted average maturity for Georgia Fund 1 on June 30, 2013, was 43 days.

**Interest Rate Risk**

Interest rate risk is the risk that changes in interest rates of debt investment will adversely affect the fair value of an investment. The School District does not have a formal policy for managing interest rate risk.

**Custodial Credit Risk**

Custodial credit risk for investments is the risk that, in the event of the failure of the counterparty to a transaction, the School District will not be able to recover the value of the investment or collateral securities that are in the possession of an outside party. The School District does not have a formal policy for managing custodial credit risk for investments.

COLQUITT COUNTY BOARD OF EDUCATION  
 NOTES TO THE BASIC FINANCIAL STATEMENTS  
 JUNE 30, 2013

EXHIBIT "I"

At June 30, 2013, \$4,465,061.63 of the School District's applicable investments were (1) uninsured and unregistered, with securities held by the counterparty's trust department or agent in the name of the School District and (2) uninsured or unregistered, with securities held by the counterparty, or by its trust department or agent, but not in the School District's name.

**Credit Quality Risk**

Credit quality risk is the risk that an issuer or other counterparty to an investment will not fulfill its obligations. The School District does not have a formal policy for managing custodial credit risk.

The investments subject to credit quality risk are reflected below:

<u>Rated Debt Investments</u>	<u>Fair Value</u>	<u>Quality Ratings</u>
		<u>A</u>
Debt Securities		
Municipal Obligation	\$ 4,465,061.63	\$ 4,465,061.63

**Concentration of Credit Risk**

Concentration of credit risk is the risk of loss attributed to the magnitude of a government's investment in a single issuer. The School District does not have a formal policy for managing concentration of credit risk. More than 5% of the School District's investments are in municipal obligations. This investment is 1.1% of the School District's total investments.

**NOTE 5: NON-MONETARY TRANSACTIONS**

The School District receives food commodities from the United States Department of Agriculture (USDA) for school breakfast and lunch programs. These commodities are recorded at their Federally assigned value. See Note 2 - Inventories

**NOTE 6: CAPITAL ASSETS**

The following is a summary of changes in the Capital Assets during the fiscal year:

	<u>Balances July 1, 2012</u>	<u>Increases</u>	<u>Decreases</u>	<u>Balances June 30, 2013</u>
Governmental Activities				
Capital Assets, Not Being Depreciated:				
Land	\$ 1,023,021.51	\$ 35,000.00	\$ 0.00	\$ 1,058,021.51
Construction Work In Progress	0.00	570,820.02		570,820.02
Total Capital Assets, Not Being Depreciated	<u>\$ 1,023,021.51</u>	<u>\$ 605,820.02</u>	<u>\$ 0.00</u>	<u>\$ 1,628,841.53</u>
Capital Assets, Being Depreciated:				
Buildings and Improvements	\$ 128,239,901.46	\$ 709,292.00		\$ 128,949,193.46
Equipment	8,723,871.81	210,719.00	\$ 44,019.00	8,890,571.81
Land Improvements	5,373,997.53	19,767.00		5,393,764.53
Less: Accumulated Depreciation:				
Buildings and Improvements	22,326,895.80	2,168,612.99		24,495,508.79
Equipment	4,073,414.92	486,392.81	39,617.11	4,520,190.62
Land Improvements	1,553,038.31	183,960.97		1,736,999.28
Total Capital Assets, Being Depreciated, Net	<u>\$ 114,384,421.77</u>	<u>\$ -1,899,188.77</u>	<u>\$ 4,401.89</u>	<u>\$ 112,480,831.11</u>
Governmental Activity Capital Assets - Net	<u>\$ 115,407,443.28</u>	<u>\$ -1,293,368.75</u>	<u>\$ 4,401.89</u>	<u>\$ 114,109,672.64</u>

COLQUITT COUNTY BOARD OF EDUCATION  
 NOTES TO THE BASIC FINANCIAL STATEMENTS  
 JUNE 30, 2013

EXHIBIT "I"

Capital assets being acquired under capital leases as of June 30, 2013, are as follows:

		Governmental Activities	
Buildings and Improvements	\$	5,257,501.64	
Equipment		37,000.00	
Less: Accumulated Depreciation		740,784.53	
	\$	4,553,717.11	

Current year depreciation expense by function is as follows:

Instruction		\$ 1,577,866.77	
Support Services			
Pupil Services	\$	67,806.60	
Educational Media Services		86,744.52	
General Administration		10,843.06	
School Administration		108,430.65	
Business Administration		6,214.11	
Maintenance and Operation of Plant		330,174.38	
Student Transportation Services		292,818.35	903,031.67
Food Services			358,068.33
			\$ 2,838,966.77

**NOTE 7: INTERFUND ASSETS AND LIABILITIES**

Due to and due from other funds are recorded for interfund receivables and payables which arise from interfund transactions. Interfund balances at June 30, 2013, consisted of the following:

		Due From Other Funds		Due To Other Funds
District-wide Capital Projects	\$	9,164.00		
Debt Service Fund			\$	9,164.00
	\$	9,164.00	\$	9,164.00

Interfund receivables and payables are used to record receivables in the Capital Projects Fund from sales tax revenues received by the Debt Service Fund (interfund payables) for providing funding for capital construction projects in the current year.

COLQUITT COUNTY BOARD OF EDUCATION  
 NOTES TO THE BASIC FINANCIAL STATEMENTS  
 JUNE 30, 2013

EXHIBIT "I"

**NOTE 8: INTERFUND TRANSFERS**

Interfund transfers for the year ended June 30, 2013, consisted of the following:

<u>Transfers to</u>	<u>Transfers From</u> District-wide Capital Projects
General Fund	\$ <u>195,611.25</u>

Transfers are used to move funds from the District-wide Capital Projects Fund for repayment to the General Fund for funding capital construction projects before sales tax revenues were available.

**NOTE 9: RISK MANAGEMENT**

The School District is exposed to various risks of loss related to torts; theft of, damage to, and destruction of assets; errors or omissions; job related illness or injuries to employees; acts of God and unemployment compensation.

The School District participates in the Georgia School Boards Association Risk and Insurance Management System, a public entity risk pool organized on July 1, 1994, to develop and administer a plan to reduce risk of loss on account of general liability, motor vehicle liability, or property damage, including safety engineering and other loss prevention and control techniques, and to administer one or more groups of self-insurance funds, including the processing and defense of claims brought against members of the system. The School District pays an annual premium to the system for its general insurance coverage. Additional coverage is provided through agreements by the system with other companies according to their specialty for property, boiler and machinery (including coverage for flood and earthquake), general liability (including coverage for sexual harassment, molestation and abuse), errors and omissions, crime and automobile risks. Payment of excess insurance for the system varies by line of coverage.

The School District has established a limited risk management program for workers' compensation claims. A premium is charged when needed by the General Fund to each user program on the basis of the percentage of that program's payroll to total payroll in order to cover estimated claims budgeted by management based on known claims and prior experience. The School District accounts for claims with expense and liability being reported when it is probable that a loss has occurred, and the amount of that loss can be reasonably estimated. An excess coverage insurance policy covers individual claims in excess of \$400,000.00 loss per occurrence, up to the statutory limit.

Changes in the workers' compensation claims liability during the last two fiscal years are as follows:

	<u>Beginning of Year</u> Liability	<u>Claims and</u> Changes in Estimates	<u>Claims</u> Paid	<u>End of Year</u> Liability
2012	\$ <u>89,182.00</u>	\$ <u>696,619.89</u>	\$ <u>487,537.00</u>	\$ <u>298,264.89</u>
2013	\$ <u>298,264.89</u>	\$ <u>1,103,405.67</u>	\$ <u>358,874.75</u>	\$ <u>1,042,795.81</u>

The School District is self-insured with regard to unemployment compensation claims. The School District accounts for claims within the General Fund with expenses/expenditures and liability being reported when it is probable that a loss has occurred, and the amount of that loss can be reasonably estimated.

COLQUITT COUNTY BOARD OF EDUCATION  
 NOTES TO THE BASIC FINANCIAL STATEMENTS  
 JUNE 30, 2013

EXHIBIT "I"

Changes in the unemployment compensation claims liability during the last two fiscal years are as follows:

	<u>Beginning of Year Liability</u>	<u>Claims and Changes in Estimates</u>	<u>Claims Paid</u>	<u>End of Year Liability</u>
2012	\$ 0.00	\$ 4,910.55	\$ 4,910.55	\$ 0.00
2013	\$ 0.00	\$ 33,667.00	\$ 33,667.00	\$ 0.00

The School District has purchased surety bonds to provide additional insurance coverage as follows:

<u>Position Covered</u>	<u>Amount</u>
Superintendent	\$ 100,000.00
Each Employee (Per Loss)	\$ 100,000.00

**NOTE 10: LONG-TERM DEBT**

**CAPITAL LEASES**

The Colquitt County Board of Education has entered into various lease agreements, including a Qualified Zone Academy bond, as lessee for equipment, computer, and construction projects. These lease agreements qualify as capital leases for accounting purposes, and, therefore, have been recorded at the present value of the future minimum lease payments as of the date of their inception.

**COMPENSATED ABSENCES**

Compensated absences represent obligations of the School District relating to employees' rights to receive compensation for future absences based upon service already rendered. This obligation relates only to vesting accumulating leave in which payment is probable and can be reasonably estimated. Typically, the General Fund is the fund used to liquidate this long-term debt. The School District uses the vesting method to compute compensated absences.

**GENERAL OBLIGATION DEBT OUTSTANDING**

General Obligation Bonds currently outstanding are as follows:

<u>Purpose</u>	<u>Interest Rates</u>	<u>Amount</u>
General Government - Series 2008	3.1106%	\$ 2,700,000.00
General Government - Series 2009	2.75%	400,000.00
General Government - Series 2013	3.00% - 5.00%	<u>23,470,000.00</u>
		<u>\$ 26,570,000.00</u>

Voters have authorized \$3,730,000.00 in general obligation debt for acquisition and construction of major capital facilities which was not issued as of June 30, 2013.

COLQUITT COUNTY BOARD OF EDUCATION  
 NOTES TO THE BASIC FINANCIAL STATEMENTS  
 JUNE 30, 2013

EXHIBIT "I"

The changes in Long-Term Debt during the fiscal year ended June 30, 2013, were as follows:

	Governmental Activities				
	Balance July 1, 2012	Additions	Deductions	Balance June 30, 2013	Due Within One Year
G.O. Bonds	\$ 8,100,000.00	\$ 23,470,000.00	\$ 5,000,000.00	\$ 26,570,000.00	\$ 3,100,000.00
Capital Leases	5,055,157.76	37,000.00	63,221.26	5,028,936.50	8,809.37
Compensated Absences (1)	272,383.33	361,337.18	368,715.61	265,004.90	
Bond Premiums Amortized	0.00	2,854,916.40		2,854,916.40	519,075.72
	<u>\$ 13,427,541.09</u>	<u>\$ 26,723,253.58</u>	<u>\$ 5,431,936.87</u>	<u>\$ 34,718,857.80</u>	<u>\$ 3,627,885.09</u>

(1) The portion of Compensated Absences due within one year has been determined to be immaterial to the basic financial statements.

At June 30, 2013, payments due by fiscal year which includes principal and interest for these items are as follows:

	Capital Leases	
	Principal	Interest
<u>Fiscal Year Ended June 30:</u>		
2014	\$ 8,809.37	\$ 2,676.63
2015	5,009,624.24	1,861.76
2016	10,502.89	971.52
Total Principal and Interest	<u>\$ 5,028,936.50</u>	<u>\$ 5,509.91</u>

	General Obligation Debt		Unamortized Bond Premium
	Principal	Interest	
<u>Fiscal Year Ended June 30:</u>			
2014	\$ 3,100,000.00	\$ 613,526.25	\$ 519,075.72
2015	4,530,000.00	987,750.00	519,075.72
2016	4,665,000.00	851,850.00	519,075.72
2017	4,850,000.00	665,250.00	519,075.72
2018	5,045,000.00	471,250.00	519,075.72
2019	4,380,000.00	219,000.00	259,537.80
Total Principal and Interest	<u>\$ 26,570,000.00</u>	<u>\$ 3,808,626.25</u>	<u>\$ 2,854,916.40</u>

**NOTE 11: ON-BEHALF PAYMENTS**

The School District has recognized revenues and costs in the amount of \$5,158,081.86 for health insurance and retirement contributions paid on the School District's behalf by the following State Agencies.

- Georgia Department of Education
  - Paid to the Georgia Department of Community Health
    - For Health Insurance of Certificated Personnel
      - In the amount of \$4,958,052.00
  - Paid to the Teachers' Retirement System of Georgia
    - For Teachers' Retirement System (TRS) Employer's Cost
      - In the amount of \$34,138.86

COLQUITT COUNTY BOARD OF EDUCATION  
 NOTES TO THE BASIC FINANCIAL STATEMENTS  
 JUNE 30, 2013

EXHIBIT "I"

Office of the State Treasurer  
 Paid to the Public School Employees' Retirement System  
 For Public School Employees' Retirement (PSERS) Employer's Cost  
 In the amount of \$165,891.00

Funds paid to the Georgia Department of Community Health by the Georgia Department of Education on behalf of the School District are reported as part of the Quality Basic Education revenue allotments on Schedule 3 – Schedule of State Revenue.

**NOTE 12: SPECIAL ITEMS**

The School District received capital asset donations of a building valued at \$662,978.00 and land valued at \$35,000.00.

**NOTE 13: SIGNIFICANT COMMITMENTS**

The following is an analysis of significant outstanding construction or renovation contracts executed by the School District as of June 30, 2013, together with funding available:

Project	Unearned Executed Contracts	Funding Available From State
New Colquitt County High School	\$ 42,798,629.00	\$ 21,486,296.00

The amounts described in this note are not reflected in the basic financial statements.

**NOTE 14: SIGNIFICANT CONTINGENT LIABILITIES**

Amounts received or receivable principally from the Federal government are subject to audit and review by grantor agencies. This could result in requests for reimbursement to the grantor agency for any costs which are disallowed under grant terms. The School District believes that such disallowances, if any, will be immaterial to its overall financial position.

The School District is a defendant in various legal proceedings pertaining to matters incidental to the performance of routine School District operations. The ultimate disposition of these proceedings is not presently determinable, but is not believed to be material to the basic financial statements.

**NOTE 15: SUBSEQUENT EVENTS**

In the subsequent fiscal year, the School District entered into a capital lease for up to \$13,050,000 to be used for the financing of a Guaranteed Energy Savings Performance Contract. This contract provides for the maintenance and installation of equipment designed to provide energy savings to the School District.

**NOTE 16: POST-EMPLOYMENT BENEFITS**

**GEORGIA SCHOOL PERSONNEL POST-EMPLOYMENT HEALTH BENEFIT FUND**

**Plan Description.** The Georgia School Personnel Post-employment Health Benefit Fund (School OPEB Fund) is a cost-sharing multiple-employer defined benefit post-employment healthcare plan that covers eligible former employees of public school systems, libraries and regional educational service agencies. The School OPEB Fund provides health insurance benefits to eligible former employees and their qualified beneficiaries through the State Employees Health Benefit Plan administered by the Department of Community Health. The Official Code of Georgia Annotated (O.C.G.A.) assigns the authority to establish and amend the benefit provisions of the group health plans, including benefits for retirees, to the Board of Community Health (Board). The Department of Community Health, which includes the School OPEB Fund, issues a separate stand alone financial audit report and a copy can be obtained from the Georgia Department of Audits and Accounts.



COLQUITT COUNTY BOARD OF EDUCATION  
 NOTES TO THE BASIC FINANCIAL STATEMENTS  
 JUNE 30, 2013

EXHIBIT "I"

**Funding Policy.** The contribution requirements of plan members and participating employers are established by the Board in accordance with the current Appropriations Act and may be amended by the Board. Contributions of plan members or beneficiaries receiving benefits vary based on plan election, dependent coverage, and Medicare eligibility and election. For members with fewer than five years of service as of January 1, 2013, contributions also vary based on years of service. On average, members with five years or more of service as of January 1, 2013, pay approximately 25 percent of the cost of the health insurance coverage. In accordance with the Board resolution dated December 8, 2011, for members with fewer than five years of service as of January 1, 2013, the State provides a premium subsidy in retirement that ranges from 0% for fewer than 10 years of service to 75% (but no greater than the subsidy percentage offered to active employees) for 30 or more years of service. The subsidy for eligible dependents ranges from 0% to 55% (but no greater than the subsidy percentage offered to dependents of active employees minus 20%). No subsidy is available to Medicare eligible members not enrolled in a Medicare Advantage Option. The Board of Community Health sets all member premiums by resolution and in accordance with the law and applicable revenue and expense projections. Any subsidy policy adopted by the Board may be changed at any time by Board resolution and does not constitute a contract or promise of any amount of subsidy.

Participating employers are statutorily required to contribute in accordance with the employer contribution rates established by the Board. The contribution rates are established to fund all benefits due under the health insurance plans for both active and retired employees based on projected "pay-as-you-go" financing requirements. Contributions are not based on the actuarially calculated annual required contribution (ARC) which represents a level of funding that, if paid on an ongoing basis, is projected to cover normal cost each year and amortize any unfunded actuarial liabilities (or funding excess) over a period not to exceed thirty years.

The combined active and retiree contribution rates established by the Board for employers participating in the School OPEB Fund were as follows for the fiscal year ended June 30, 2013:

**For certificated teachers, librarians and regional educational service agencies and certain other eligible participants:**

July 2012 - February 2013	\$912.34 per member per month
March 2013 - June 2013	\$937.34 per member per month

**For non-certificated school personnel:**

July 2012 - June 2013	\$446.20 per member per month
-----------------------	-------------------------------

No additional contribution was required by the Board for fiscal year 2013 nor contributed to the School OPEB Fund to prefund retiree benefits. Such additional contribution amounts are determined annually by the Board in accordance with the School plan for other post-employment benefits and are subject to appropriation.

The School District's combined active and retiree contributions to the health insurance plans, which equaled the required contribution, for the current fiscal year and the preceding two fiscal years were as follows:

Fiscal Year	Percentage Contributed	Required Contribution
2013	100%	\$ 9,060,122.96
2012	100%	\$ 8,535,716.40
2011	100%	\$ 7,931,160.00

**NOTE 17: RETIREMENT PLANS**

**TEACHERS' RETIREMENT SYSTEM OF GEORGIA (TRS)**

**Plan Description.** The TRS is a cost-sharing multiple-employer defined benefit plan created in 1943 by an act of the Georgia General Assembly to provide retirement benefits for qualifying employees in educational service. A Board of Trustees comprised of active and retired members and ex-officio State employees is ultimately responsible for the administration of TRS. The Teachers' Retirement System of Georgia issues a separate stand alone financial audit report and a copy can be obtained from the Georgia Department of Audits and Accounts.

On October 25, 1996, the Board created the Supplemental Retirement Benefits Plan of the Georgia Teachers' Retirement System (SRBP-TRS). SRBP-TRS was established as a qualified excess benefit plan in accordance with Section 415 of the Internal Revenue Code (IRC) as a portion of TRS. The purpose of SRBP-TRS is to provide retirement benefits to employees covered by TRS whose benefits are otherwise limited by IRC Section 415. Beginning July 1, 1997, all members and retired former members in TRS are eligible to participate in the SRBP-TRS whenever their benefits under TRS exceed the IRC Section 415 imposed limitation on benefits.

TRS provides service retirement, disability retirement, and survivor's benefits. The benefit structure of TRS is defined and may be amended by State statute. A member is eligible for normal service retirement after 30 years of creditable service, regardless of age, or after 10 years of service and attainment of age 60. A member is eligible for early retirement after 25 years of creditable service.

Normal retirement (pension) benefits paid to members are equal to 2% of the average of the member's two highest paid consecutive years of service, multiplied by the number of years of creditable service up to 40 years. Early retirement benefits are reduced by the lesser of one-twelfth of 7% for each month the member is below age 60 or by 7% for each year or fraction thereof by which the member has less than 30 years of service. It is also assumed that certain cost-of-living adjustments, based on the Consumer Price Index, will be made in future years. Retirement benefits are payable monthly for life. A member may elect to receive a partial lump-sum distribution in addition to a reduced monthly retirement benefit. Death, disability and spousal benefits are also available.

**Funding Policy.** TRS is funded by member and employer contributions as adopted and amended by the Board of Trustees. Members become fully vested after 10 years of service. If a member terminates with less than 10 years of service, no vesting of employer contributions occurs, but the member's contributions may be refunded with interest. Member contributions are limited by State law to not less than 5% or more than 6% of a member's earnable compensation. Member contributions as adopted by the Board of Trustees for the fiscal year ended June 30, 2013, were 6.00% of annual salary. Employer contributions required for fiscal year 2013 were 11.41% of annual salary as required by the June 30, 2010, actuarial valuation. The employer contribution rate will increase to 12.28% effective July 1, 2013.

Employer contributions for the current fiscal year and the preceding two fiscal years are as follows:

Fiscal Year	Percentage Contributed	Required Contribution
2013	100%	\$ 5,323,499.74
2012	100%	\$ 4,866,574.13
2011	100%	\$ 4,830,319.00

COLQUITT COUNTY BOARD OF EDUCATION  
NOTES TO THE BASIC FINANCIAL STATEMENTS  
JUNE 30, 2013

EXHIBIT "F"

**PUBLIC SCHOOL EMPLOYEES' RETIREMENT SYSTEM (PSERS)**

Bus drivers, lunchroom personnel, and maintenance and custodial personnel are members of the Public School Employees' Retirement System of Georgia. The System is funded by contributions by the employees and by the State of Georgia. The School District makes no contribution to this plan.

(This page left intentionally blank)

COLQUITT COUNTY BOARD OF EDUCATION  
GENERAL FUND  
SCHEDULE OF REVENUES, EXPENDITURES AND CHANGES IN FUND BALANCES  
BUDGET AND ACTUAL  
YEAR ENDED JUNE 30, 2013

SCHEDULE "1"

	NONAPPROPRIATED BUDGETS		ACTUAL AMOUNTS	VARIANCE OVER/UNDER
	ORIGINAL (1)	FINAL (1)		
<b>REVENUES</b>				
Property Taxes	\$ 7,420,181.00	\$ 7,420,181.00	\$ 7,534,251.19	\$ 114,070.19
Sales Taxes	6,162,964.00	6,162,964.00	5,652,303.61	-510,660.39
State Funds	53,401,194.96	53,165,824.07	53,425,608.83	259,784.76
Federal Funds	11,892,309.60	13,505,225.60	12,234,056.38	-1,271,169.22
Charges for Services	850,340.00	850,340.00	1,341,009.12	490,669.12
Investment Earnings	20,000.00	20,000.00	9,048.75	-10,951.25
Miscellaneous	479,390.00	479,390.00	1,207,824.43	728,434.43
<b>Total Revenues</b>	<b>\$ 80,226,379.56</b>	<b>\$ 81,603,924.67</b>	<b>\$ 81,404,102.31</b>	<b>\$ -199,822.36</b>
<b>EXPENDITURES</b>				
Current				
Instruction	\$ 52,903,642.92	\$ 54,102,332.84	\$ 53,377,223.18	\$ 725,109.66
Support Services				
Pupil Services	3,993,957.83	4,126,085.28	4,237,665.10	-111,579.82
Improvement of Instructional Services	1,931,322.69	2,355,423.11	2,058,359.71	297,063.40
Educational Media Services	1,401,151.03	1,401,936.22	1,477,139.48	-75,203.26
General Administration	665,815.43	643,253.34	596,892.76	46,360.58
School Administration	4,129,032.22	4,139,448.72	4,025,696.51	113,752.21
Business Administration	1,342,718.39	1,342,718.39	1,229,722.88	112,995.51
Maintenance and Operation of Plant	6,008,073.26	5,994,317.26	6,589,944.91	-595,627.65
Student Transportation Services	3,268,377.16	3,264,529.69	3,191,133.38	73,396.31
Central Support Services	301,104.83	303,604.83	284,786.16	18,818.67
Other Support Services	142,056.64	156,620.00	140,778.81	15,841.19
Enterprise Operations			515,100.79	-515,100.79
Food Services Operation	5,983,250.96	5,983,250.96	5,949,957.35	33,293.61
Debt Service			69,945.59	-69,945.59
<b>Total Expenditures</b>	<b>\$ 82,070,503.36</b>	<b>\$ 83,813,520.64</b>	<b>\$ 83,744,346.61</b>	<b>\$ 69,174.03</b>
<b>Excess of Revenues over (under) Expenditures</b>	<b>\$ -1,844,123.80</b>	<b>\$ -2,209,595.97</b>	<b>\$ -2,340,244.30</b>	<b>\$ -130,648.33</b>
<b>OTHER FINANCING SOURCES (USES)</b>				
Other Sources	\$ 490,165.00	\$ 490,165.00	\$ 37,000.00	\$ -453,165.00
Operating Transfers From Other Funds	2,536,533.63	2,536,533.63	195,611.25	-2,340,922.38
Operating Transfers To Other Funds	-101,891.63	-101,891.63		101,891.63
<b>Total Other Financing Sources (Uses)</b>	<b>\$ 2,924,807.00</b>	<b>\$ 2,924,807.00</b>	<b>\$ 232,611.25</b>	<b>\$ -2,692,195.75</b>
<b>Net Change in Fund Balances</b>	<b>\$ 1,080,683.20</b>	<b>\$ 715,211.03</b>	<b>\$ -2,107,633.05</b>	<b>\$ -2,822,844.08</b>
<b>Fund Balances - Beginning</b>	<b>10,592,368.98</b>	<b>10,592,368.98</b>	<b>9,514,823.70</b>	<b>-1,077,545.28</b>
<b>Fund Balances - Ending</b>	<b>\$ 11,673,052.18</b>	<b>\$ 11,307,580.01</b>	<b>\$ 7,407,190.65</b>	<b>\$ -3,900,389.36</b>

Notes to the Schedule of Revenues, Expenditures and Changes in Fund Balances Budget and Actual

- (1) Original and Final Budget amounts do not include the budgeted revenues or expenditures of the various principal accounts. The actual revenues and expenditures of the various principal accounts are \$1,084,941.93 and \$1,158,870.54, respectively.

The accompanying schedule of revenues, expenditures and changes in fund balances budget and actual is presented on the modified accrual basis of accounting which is the basis of accounting used in the presentation of the fund financial statements.

See notes to the basic financial statements.

COLQUITT COUNTY BOARD OF EDUCATION  
 SCHEDULE OF EXPENDITURES OF FEDERAL AWARDS  
 YEAR ENDED JUNE 30, 2013

SCHEDULE '2'

FUNDING AGENCY PROGRAM/GRANT	CFDA NUMBER	PASS- THROUGH ENTITY ID NUMBER	EXPENDITURES IN PERIOD
Agriculture, U. S. Department of			
Child Nutrition Cluster			
Pass-Through From Georgia Department of Education			
Food Services			
School Breakfast Program	* 10.553	N/A	(2)
National School Lunch Program	* 10.555	N/A	\$ 5,765,604.58 (1)
Total U. S. Department of Agriculture			\$ 5,765,604.58
Education, U. S. Department of			
Special Education Cluster			
Pass-Through From Georgia Department of Education			
Special Education			
Grants to States	84.027	N/A	\$ 1,982,813.21
Preschool Grants	84.173	N/A	110,717.33
Total Special Education Cluster			\$ 2,093,530.54
Title I, Part A Cluster			
Pass-Through From Georgia Department of Education			
Title I Grants to Local Educational Agencies	84.010	N/A	\$ 3,373,132.11
Other Programs			
Pass-Through From Georgia Department of Education			
Career and Technical Education - Basic Grants to States	84.048	N/A	\$ 112,594.72
Education for Homeless Children and Youth	84.196	N/A	34,352.62
Education Jobs Fund	84.410	N/A	3,546.00
English Language Acquisition Grants	84.365	N/A	146,595.63
Improving Teacher Quality State Grants	84.367	N/A	561,638.43
Migrant Education - State Grant Program	* 84.011	N/A	845,506.19
Rural Education	84.358	N/A	190,942.10
Total Other Programs			\$ 1,895,175.69
Total U. S. Department of Education			\$ 7,361,838.34
Defense, U. S. Department of			
Direct			
Department of the Marines			\$ 63,981.89
R.O.T.C. Program			
Total Expenditures of Federal Awards			\$ 13,191,424.81

N/A = Not Available

Notes to the Schedule of Expenditures of Federal Awards

- (1) Includes the Federally assigned value of donated commodities for the Food Donation Program in the amount of \$301,184.60.
- (2) Expenditures for the funds earned on the School Breakfast Program (\$1,204,067.97) were not maintained separately and are included in the 2013 National School Lunch Program.

Major Programs are identified by an asterisk (\*) in front of the CFDA number.

The School District did not provide Federal Assistance to any Subrecipient.

The accompanying schedule of expenditures of Federal awards includes the Federal grant activity of the Colquitt County Board of Education and is presented on the modified accrual basis of accounting which is the basis of accounting used in the presentation of the fund financial statements.

See notes to the basic financial statements.

COLQUITT COUNTY BOARD OF EDUCATION  
 SCHEDULE OF STATE REVENUE  
 YEAR ENDED JUNE 30, 2013

SCHEDULE \*3\*

AGENCY/FUNDING	GOVERNMENTAL FUND TYPE <u>GENERAL</u> <u>FUND</u>
<b>GRANTS</b>	
Bright From the Start	
Georgia Department of Early Care and Learning	
Pre-Kindergarten Program	\$ 2,083,451.46
Education, Georgia Department of	
Quality Basic Education (1)	
Direct Instructional Cost	
Kindergarten Program	4,168,780.00
Primary Grades (1-3) Program	8,243,572.00
Upper Elementary Grades (4-5) Program	3,138,377.00
Middle Grades (6-8) Program	1,491,635.00
Middle School (6-8) Program	3,629,909.00
High School General Education (9-12) Program	4,122,811.00
Vocational Laboratory (9-12) Program	1,894,041.00
Students with Disabilities	7,445,390.00
Gifted Student - Category VI	3,532,414.00
Remedial Education Program	449,983.00
Alternative Education Program	419,233.00
English Speakers of Other Languages (ESOL)	1,576,641.00
Media Center Program	1,086,691.00
20 Days Additional Instruction	306,257.00
Staff and Professional Development	208,873.00
Indirect Cost	
Central Administration	1,388,025.00
School Administration	2,203,782.00
Facility Maintenance and Operations	2,498,388.00
Amended Formula Adjustment	-7,304,166.00
Categorical Grants	907,580.00
Pupil Transportation	150,907.00
Nursing Services	28,123.00
Vocational Supervisors	8,415,064.00
Education Equalization Funding Grant	
Other State Programs	
Area Teacher Grant	377,339.00
Food Services	145,978.00
Math and Science Supplements	62,087.61
Move On When Ready Grant	1,600.00
Preschool Handicapped Program	124,023.00
Pupil Transportation - State Bonds	152,439.00
Teachers Retirement	34,138.86
Vocational Education	272,530.90
Office of the State Treasurer	
Public School Employees' Retirement	165,891.00
	<u>3,820.00</u>
<b>OTHER</b>	
	<u>\$ 53,425,608.83</u>

- (1) Payments to the Georgia Department of Community Health by the Georgia Department of Education on behalf of the School District in the amount of \$4,958,052.00 are included as part of the Quality Basic Education revenue allotments above.

See notes to the basic financial statements.

COLQUITT COUNTY BOARD OF EDUCATION  
 SCHEDULE OF APPROVED LOCAL OPTION SALES TAX PROJECTS  
 YEAR ENDED JUNE 30, 2013

SCHEDULE \*4\*

	ORIGINAL ESTIMATED COST (1)	CURRENT ESTIMATED COSTS (2)	AMOUNT EXPENDED IN CURRENT YEAR (3) (4) (5)	AMOUNT EXPENDED IN PRIOR YEARS (3) (4)	TOTAL COMPLETION COST	EXCESS PROCEEDS NOT EXPENDED	ESTIMATED COMPLETION DATE
<b>SPLOST III Projects</b>							
The acquiring, constructing, renovating, repairing, improving and equipping existing school buildings, athletic facilities and other buildings and facilities useful or desirable in connection therewith, including the acquisition of all equipment and other real and personal property necessary therefore, including school buses and system-wide technology.	\$ 36,000,000.00	\$ 36,000,000.00	\$ 348,721.25	\$ 28,082,849.00	\$ 0.00	0.00	June 2015
<b>SPLOST IV Projects</b>							
The acquiring, constructing, repairing, improving, renovating, extending, upgrading, and equipping school buildings and support facilities in the Colquitt County School District useful or desirable in connection therewith, including acquiring and necessary property therefore, both real and personal, specifically including, but not limited to							
(1) acquiring, constructing and equipping a replacement high school	\$ 34,000,000.00	\$ 34,000,000.00	\$ 923,031.31	\$ 0.00	\$ 0.00	0.00	June 2016
(2) acquiring instructional and administrative technology equipment							
(3) acquiring buses							
(4) acquiring textbooks and textbook related materials (including e-books)							
(5) paying expenses incident to accomplishing the foregoing.							
	<u>\$ 70,000,000.00</u>	<u>\$ 70,000,000.00</u>	<u>\$ 1,271,752.56</u>	<u>\$ 28,082,849.00</u>	<u>\$ 0.00</u>	<u>\$ 0.00</u>	

**PROJECTS COMPLETED IN YEAR ENDED JUNE 30, 2013**

Okapitoo Elementary Energy Management	\$ 25,269.00	\$ 25,269.00	\$ 25,269.00	\$ 0.00	\$ 25,269.00	\$ 0.00	March 2013
School System Technology Improvements	\$ 121,541.95	\$ 121,541.95	\$ 121,541.95	\$ 0.00	\$ 121,541.95	\$ 0.00	March 2013

- (1) The School District's original cost estimate as specified in the resolution calling for the Imposition of the Local Option Sales Tax.
- (2) The School District's current estimate of total cost for the projects. Includes all cost from project inception to completion.
- (3) The voters of Colquitt County approved the imposition of a 1% sales tax to fund the above projects and retire associated debt. Amounts expended for these projects may include sales tax proceeds, state, local property taxes and/or other funds over the life of the projects.
- (4) Included in the expenditures shown above, the School District has incurred interest to provide advance funding for the above referendum listed first as follows:
 

Prior Years	\$ 1,435,768.78
Current Year	<u>201,890.00</u>
Total	<u>\$ 1,637,658.78</u>
- (5) During fiscal year ended June 30, 2013, \$5,000,000.00 was paid as debt service on bonds issued to advance fund the SPLOST projects. This amount is not included in the expenditures above.

See notes to the basic financial statements.



COLQUITT COUNTY BOARD OF EDUCATION  
 GENERAL FUND - QUALITY BASIC EDUCATION PROGRAMS (QBE)  
 ALLOTMENTS AND EXPENDITURES - BY PROGRAM  
 YEAR ENDED JUNE 30, 2013

SCHEDULE \*5\*

DESCRIPTION	ALLOTMENTS FROM GEORGIA DEPARTMENT OF EDUCATION (1) (2) (3)			ELIGIBLE QBE PROGRAM COSTS				
				SALARIES	OPERATIONS	TOTAL		
Direct Instructional Programs								
Kindergarten Program	\$	4,537,737.00	\$	4,132,146.71	\$	50,321.82	\$	4,182,468.53
Primary Grades (1-3) Program		8,899,632.00		8,015,056.87		132,805.57		8,147,862.44
Upper Elementary Grades (4-5) Program		3,451,882.00		3,838,642.97		122,635.08		3,961,278.05
Middle Grades (6-8) Program		1,619,654.00		2,062,622.62		25,896.61		2,088,519.23
Middle School (6-8) Program		3,909,554.00		4,261,354.05		62,977.26		4,324,331.31
High School General Education (9-12) Program		4,429,697.00		6,496,775.29		255,446.42		6,752,221.71
Vocational Laboratory (9-12) Program		2,024,541.00		1,374,464.20		139,416.50		1,513,880.70
Students with Disabilities		8,082,231.00						
Category I						543.72		543.72
Category II				2,963,072.79		29,522.85		2,992,595.64
Category III				3,603,497.22		55,352.38		3,658,849.60
Category IV				412,504.48		11,390.16		423,894.64
Category V				238,155.39		22,653.53		260,808.92
Gifted Student - Category VI		3,917,216.00		2,133,570.20		45,913.22		2,179,483.42
Remedial Education Program		513,873.00		272,949.67		5,815.00		278,664.67
Alternative Education Program		450,595.00		754,964.37		44,851.89		799,816.26
English Speakers of Other Languages (ESOL)		1,698,615.00		1,639,670.96		5,879.91		1,645,550.87
<b>TOTAL DIRECT INSTRUCTIONAL PROGRAMS</b>	<b>\$</b>	<b>43,535,227.00</b>	<b>\$</b>	<b>42,199,347.79</b>	<b>\$</b>	<b>1,011,421.92</b>	<b>\$</b>	<b>43,210,769.71</b>
Media Center Program		1,176,968.00		1,210,032.93		126,930.43		1,336,963.36
Staff and Professional Development		227,014.00				36,592.20		36,592.20
<b>TOTAL QBE FORMULA FUNDS</b>	<b>\$</b>	<b>44,939,209.00</b>	<b>\$</b>	<b>43,409,380.72</b>	<b>\$</b>	<b>1,174,944.55</b>	<b>\$</b>	<b>44,584,325.27</b>

(1) Comprised of State Funds plus Local Five Mill Share.

(2) Allotments do not include the impact of the State amended formula adjustment.

(3) Allotments do not include the State Health payments made by GDOE to the Department of Community Health for the certified employees.

See notes to the basic financial statements.

SECTION II

COMPLIANCE AND INTERNAL CONTROL REPORTS



## DEPARTMENT OF AUDITS AND ACCOUNTS

270 Washington Street, S.W., Suite 1-156  
Atlanta, Georgia 30334-8400

Greg S. Griffin  
STATE AUDITOR  
(404) 656-2174

May 12, 2014

Honorable Nathan Deal, Governor  
Members of the General Assembly  
Members of the State Board of Education  
and  
Superintendent and Members of the  
Colquitt County Board of Education

INDEPENDENT AUDITOR'S REPORT ON INTERNAL CONTROL OVER FINANCIAL REPORTING  
AND ON COMPLIANCE AND OTHER MATTERS BASED ON AN AUDIT OF FINANCIAL  
STATEMENTS PERFORMED IN ACCORDANCE WITH *GOVERNMENT AUDITING STANDARDS*

Ladies and Gentlemen:

We have audited, in accordance with the auditing standards generally accepted in the United States of America and the standards applicable to financial audits contained in *Government Auditing Standards* issued by the Comptroller General of the United States, the financial statements of the governmental activities, each major fund, and the aggregate remaining fund information of Colquitt County Board of Education as of and for the year ended June 30, 2013, and the related notes to the financial statements, which collectively comprise Colquitt County Board of Education's basic financial statements and have issued our report thereon dated May 12, 2014.

### Internal Control Over Financial Reporting

In planning and performing our audit of the financial statements, we considered Colquitt County Board of Education's internal control over financial reporting (internal control) to determine the audit procedures that are appropriate in the circumstances for the purpose of expressing our opinions on the financial statements, but not for the purpose of expressing an opinion on the effectiveness of the Colquitt County Board of Education's internal control. Accordingly, we do not express an opinion on the effectiveness of the Colquitt County Board of Education's internal control.

A *deficiency in internal control* exists when the design or operation of a control does not allow management or employees, in the normal course of performing their assigned functions, to prevent, or detect and correct, misstatements on a timely basis. A *material weakness* is a deficiency, or combination of deficiencies, in internal control, such that there is a reasonable possibility that a material misstatement of the entity's financial statements will not be prevented, or detected and corrected on a timely basis. A *significant deficiency* is a deficiency, or a combination of deficiencies, in internal control that is less severe than a material weakness, yet important enough to merit attention by those charged with governance.

Our consideration of internal control was for the limited purpose described in the first paragraph of this section and was not designed to identify all deficiencies in internal control that might be material weaknesses or significant deficiencies. Given these limitations, during our audit we did not identify any deficiencies in internal control over financial reporting that we consider to be material weaknesses. However, material weaknesses may exist that have not been identified.

### **Compliance and Other Matters**

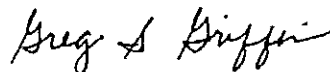
As part of obtaining reasonable assurance about whether Colquitt County Board of Education's financial statements are free from material misstatement, we performed tests of its compliance with certain provisions of laws, regulations, contracts and grant agreements, noncompliance with which could have a direct and material effect on the determination of financial statement amounts. However, providing an opinion on compliance with those provisions was not an objective of our audit, and accordingly, we do not express such an opinion. The results of our tests disclosed no instances of noncompliance or other matters that are required to be reported under *Government Auditing Standards*.

We noted a certain matter that we have reported to management of Colquitt County Board of Education in a separate letter dated May 12, 2014.

### **Purpose of this Report**

The purpose of this report is solely to describe the scope of our testing of internal control and compliance and the results of that testing, not to provide an opinion on the effectiveness of the Colquitt County Board of Education's internal control or on compliance. This report is an integral part of an audit performed in accordance with *Government Auditing Standards* in considering the Colquitt County Board of Education's internal control and compliance. Accordingly, this communication is not suitable for any other purpose.

Respectfully submitted,



Greg S. Griffin  
State Auditor

GSG:as  
2013YB-10



## DEPARTMENT OF AUDITS AND ACCOUNTS

270 Washington Street, S.W., Suite 1-156  
Atlanta, Georgia 30334-8400

Greg S. Griffin  
STATE AUDITOR  
(404) 656-2174

May 12, 2014

Honorable Nathan Deal, Governor  
Members of the General Assembly  
Members of the State Board of Education  
and  
Superintendent and Members of the  
Colquitt County Board of Education

### INDEPENDENT AUDITOR'S REPORT ON COMPLIANCE FOR EACH MAJOR PROGRAM AND ON INTERNAL CONTROL OVER COMPLIANCE REQUIRED BY OMB CIRCULAR A-133

Ladies and Gentlemen:

#### **Report on Compliance for Each Major Federal Program**

We have audited Colquitt County Board of Education's compliance with the types of compliance requirements described in the *OMB Circular A-133 Compliance Supplement* that could have a direct and material effect on each of its major Federal programs for the year ended June 30, 2013. Colquitt County Board of Education's major Federal programs are identified in the Summary of Auditor's Results section of the accompanying Schedule of Findings and Questioned Costs.

#### ***Management's Responsibility***

Management is responsible for compliance with the requirements of laws, regulations, contracts, and grants applicable to its Federal programs.

#### ***Auditor's Responsibility***

Our responsibility is to express an opinion on compliance for each of Colquitt County Board of Education's major Federal programs based on our audit of the types of compliance requirements referred to above. We conducted our audit of compliance in accordance with auditing standards generally accepted in the United States of America; the standards applicable to financial audits contained in *Government Auditing Standards*, issued by the Comptroller General of the United States; and OMB Circular A-133, *Audits of States, Local Governments, and Non-Profit Organizations*. Those standards and OMB Circular A-133 require that we plan and perform the audit to obtain reasonable assurance about whether noncompliance with the types of compliance requirements referred to above that could have a direct and material effect on a major Federal program occurred. An audit includes examining, on a test basis, evidence about the Colquitt County Board of Education's compliance with those requirements and performing such other procedures as we considered necessary in the circumstances.

We believe that our audit provides a reasonable basis for our opinion on compliance for each major Federal program. However, our audit does not provide a legal determination of Colquitt County Board of Education's compliance.

### *Opinion on Each Major Federal Program*

In our opinion, the Colquitt County Board of Education complied, in all material respects, with the types of compliance requirements referred to above that could have a direct and material effect on each of its major Federal programs for the year ended June 30, 2013.

### **Report on Internal Control over Compliance**

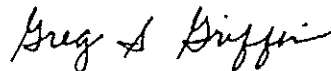
Management of Colquitt County Board of Education is responsible for establishing and maintaining effective internal control over compliance with the types of compliance requirements referred to above. In planning and performing our audit of compliance, we considered Colquitt County Board of Education's internal control over compliance with the types of requirements that could have a direct and material effect on each major Federal program to determine the auditing procedures that are appropriate in the circumstances for the purpose of expressing an opinion on compliance for each major Federal program and to test and report on internal control over compliance in accordance with OMB Circular A-133, but not for the purpose of expressing an opinion on the effectiveness of internal control over compliance. Accordingly, we do not express an opinion on the effectiveness of the Colquitt County Board of Education's internal control over compliance.

*A deficiency in internal control over compliance* exists when the design or operation of a control over compliance does not allow management or employees, in the normal course of performing their assigned functions, to prevent, or detect and correct, noncompliance with a type of compliance requirement of a Federal program on a timely basis. *A material weakness in internal control over compliance* is a deficiency, or combination of deficiencies, in internal control over compliance, such that there is a reasonable possibility that material noncompliance with a type of compliance requirement of a Federal program will not be prevented, or detected and corrected, on a timely basis. *A significant deficiency in internal control over compliance* is a deficiency, or a combination of deficiencies, in internal control over compliance with a type of compliance requirement of a Federal program that is less severe than a material weakness in internal control over compliance, yet important enough to merit attention by those charged with governance.

Our consideration of internal control over compliance was for the limited purpose described in the first paragraph of this section and was not designed to identify all deficiencies in internal control over compliance that might be material weaknesses or significant deficiencies. We did not identify any deficiencies in internal control over compliance that we consider to be material weaknesses. However, material weaknesses may exist that have not been identified.

The purpose of this report on internal control over compliance is solely to describe the scope of our testing of internal control over compliance and the results of that testing based on the requirements of OMB Circular A-133. Accordingly, this report is not suitable for any other purpose.

Respectfully submitted,



Greg S. Griffin  
State Auditor

SECTION III

AUDITEE'S RESPONSE TO PRIOR YEAR FINDINGS AND QUESTIONED COSTS

COLQUITT COUNTY BOARD OF EDUCATION  
AUDITEE'S RESPONSE  
SUMMARY SCHEDULE OF PRIOR YEAR FINDINGS AND QUESTIONED COSTS  
YEAR ENDED JUNE 30, 2013

PRIOR YEAR FINANCIAL STATEMENT FINDINGS AND QUESTIONED COSTS

No matters were reported

PRIOR YEAR FEDERAL AWARD FINDINGS AND QUESTIONED COSTS

No matters were reported



SECTION IV  
FINDINGS AND QUESTIONED COSTS

COLQUITT COUNTY BOARD OF EDUCATION  
 SCHEDULE OF FINDINGS AND QUESTIONED COSTS  
 YEAR ENDED JUNE 30, 2013

I SUMMARY OF AUDITOR'S RESULTS

Financial Statements

Type of auditor's report issue:  
 Governmental Activities; General Fund; Capital Projects Fund; Debt  
 Service Fund; Aggregate Remaining Fund Information Unmodified

Internal control over financial reporting:  
 ■ Material weakness identified? No  
 ■ Significant deficiency identified? None Reported

Noncompliance material to financial statements noted: No

Federal Awards

Internal Control over major programs:  
 ■ Material weakness identified? No  
 ■ Significant deficiency identified? None Reported

Type of auditor's report issued on compliance for major programs:  
 All major programs Unmodified

Any audit findings disclosed that are required to be reported in  
 accordance with OMB Circular A-133, Section 510(a)? No

Identification of major programs:

<u>CFDA Numbers</u>	<u>Name of Federal Program or Cluster</u>
10.553, 10.555	Child Nutrition Cluster
84.011	Migrant Education - State Grant Program

Dollar threshold used to distinguish between Type A and Type B programs: \$395,742.74

Auditee qualified as low-risk auditee? No

II FINANCIAL STATEMENT FINDINGS AND QUESTIONED COSTS

No matters were reported.

III FEDERAL AWARD FINDINGS AND QUESTIONED COSTS

No matters were reported.